



We
reinvent
authentic
style.

Belgian Brand

IREVOIR PARIS



REVOIR PARIS

COLLECTION 2023 - 2024

De Belgische industriële vloer- en wandtegels geschiedenis.

Vanaf de vroege Middeleeuwen bestond er in België een belangrijke productie van keramische tegels. In de 16de eeuw was Antwerpen zelfs één van de belangrijkste Europese productiecentra van technisch hoogstaande majolicategels. Na de val van Antwerpen in 1585 verloren onze streken hun leiderspositie en pas vanaf de tweede helft van de 19de eeuw won de tegelindustrie opnieuw aan belang, zowel op economisch als op artistiek vlak. De traditionele productie werd aangevuld met moderne aardewerkindustrie. Dit danken we vooral aan de familie Boch die vele belangrijke vernieuwingen in de keramieknijverheid introduceerden in Europa.

In de jaren 1850 begonnen ze met de invoering van de techniek van het droogpersen en vanaf 1846 met de productie van 'encaustic tiles' of ingelegde vloertegels naar Engels voorbeeld. Deze gres vloertegels werden haast onmiddellijk een groot commercieel succes. Nieuwe en vaak openbaar toegankelijke gebouwen zoals stations, hotels, stadhuizen, bibliotheken etc vroegen niet alleen visueel aantrekkelijke tegels maar ook duurzame en makkelijk te onderhouden bouwmaterialen.

Carrelages Céramiques de Chimay, Maufroid frères & sœur - later SA La Céramique de Bourslers, SA Compagnie générale des Produits Céramiques de Saint-Ghislain, SA La Céramique Nationale, ... volgden hun voorbeeld en daarmee groeide ook de concurrentie.

Naast de keramische vloertegel veroverde ook de ingelegde, in de massa gekleurde cementtegels door zijn gunstige prijs-kwaliteit verhouding vanaf ongeveer 1871 vrij snel de internationale markt en bleef tot de Tweede Wereldoorlog eveneens een veelgevraagd Belgisch product. Cementtegels waren over het algemeen minder slijtvast dan de keramische tegels, maar ze waren wel veel minder duur en voor leken moeilijk van elkaar te onderscheiden aangezien vormen en motieven grotendeels gelijklieden.




Ook de wandtegelsindustrie kreeg hierdoor een belangrijke impuls. Al gauw kwamen naast Neogotische of Neorenaissance ontwerpen ook door de Perzische of Oosterse kunst beïnvloede tegels op de markt. Het aanbod liep parallel met de groeiende waardering voor polychromie in de architectuur. Tijdens de art-nouveau periode werden de diverse mogelijkheden van de industriële wandtegels in België ten volle benut.

Hoewel de meest toonaangevende architecten uit de Belgische art nouveau beweging - Henry van de Velde, Paul Hankar en Victor Horta- vrij snel belangstelling voor het gebruik van bouwkeramiek vertoonden, is het vooral in het oeuvre van

jongere en minder bekende architecten dat men het gebruik van tegels, tegelpanelen of bouwkeramiek in overvloed aantreft. Nieuwe bedrijven werden opgericht waaronder, Baudoux & Cie, Maison Helman en Manufactures Céramiques d'Hemixem; wGilliot Frères. In 1914 stond Gilliot voor een productie van 250.000 tegels per dag.

De Eerste Wereldoorlog was een periode van stilstand. Pas nadien kwam de productie opnieuw op gang. De droog geperste industriële tegel kende een enorm succes omdat het product op grote schaal en tot in arbeiderswoningen werd geplaatst.

Geleidelijk aan brachten nieuwe stijlopvattingen onder meer de art deco samen met de financiële crisis en stijgende arbeidslonen vrij snel een eind aan de productie van de gedecoreerde tegels. Men maakte ook vaak de keuze om effen tegels in mozaïek te gebruiken.



Na de Tweede Wereldoorlog werd al vlug duidelijk dat de Belgische tegelindustrie economisch niet meer kon concurreren. Eén voor één sloten nagenoeg alle tegelfabrieken in de jaren 1950 en 1960. Een bloeiende industrietak uit onze vaderlandse geschiedenis was daarmee volledig teloorgegaan.

Bron: Mario Baeck

Zoals u kan afleiden zit de kennis en de ziel van de decoratieve wand- en vloertegels in het DNA van het Belgische Revoir Paris. Nog steeds ontdekken we prachtige creaties die ons opnieuw inspireren om unieke collecties te ontwikkelen. Rekening houdend met de huidige kleur- en stijl tendensen evenals technische en ecologische noden ontwikkelen wij decoratieve tegels die universeel geïntegreerd kunnen worden.

REVOIR PARIS

L'histoire du carrelage décoratif sol et murale Belge.

Dès le début du Moyen Âge, il y avait une importante production de carreaux de céramique en Belgique. Anvers est au XVI^e siècle même l'un des plus importants centres européens de production de faïences et carrelage techniquement avancées. Après la chute d'Anvers en 1585, nos régions perdirent leur position de leader et ce n'est qu'à partir de la seconde moitié du XIX^e siècle que l'industrie du carrelage reprit de l'importance, tant sur le plan économique qu'artistique. La production traditionnelle a été complétée par l'industrie moderne de la poterie. C'est principalement à la famille Boche que nous le devons grâce à leur introductions d'innovations importantes dans l'industrie de la céramique en Europe.

C'est dans les années 1850, qu'ils ont commencé avec l'introduction de la technique du pressage à sec et à partir de 1846 avec la production de «encaustic tiles» ou carreaux de sol incrustés à l'exemple anglais. Ces carreaux de sol en grès sont devenus presque immédiatement un grand succès commercial. Les bâtiments neufs et souvent accessibles au public tels que les gares, les hôtels, les mairies, les bibliothèques, etc. nécessitaient non seulement des carreaux visuellement attrayants, mais également des matériaux de construction durables et faciles à entretenir.

Carrelages Céramiques de Chimay, Maufroid frères & sœur - plus tard SA La Céramique de Bourslers, SA Compagnie générale des Produits Céramiques de Saint-Ghislain, SA La Céramique Nationale, ... suivirent leur exemple et la concurrence grandit avec elle.

Outre le carreau de sol en céramique, c'est autour de 1871 que le carreau de ciment coloré dans la masse a rapidement conquis le marché international grâce à son rapport qualité-prix favorable et est également resté un produit Belge très recherché jusqu'à la Seconde Guerre mondiale. Les carreaux de ciment étaient généralement moins résistants à l'usure contrairement au carreaux de céramique, mais ils étaient beaucoup moins chers et difficiles à distinguer les uns des autres car les formes et les motifs étaient largement identiques.




Cela a également donné un coup de pouce important à l'industrie du carrelage mural, suivit des motifs néo-gothiques ou néo-renaissance, des carreaux influencés par l'art persan ou oriental sont également apparus sur le marché. L'offre correspondait à l'appréciation croissante de la polychromie en architecture. Pendant la période Art nouveau, les différentes possibilités du carrelage mural industriel en Belgique ont été pleinement exploitées. Bien que les principaux architectes de l'Art nouveau Belge - Henry van de Velde, Paul Hankar et Victor Horta - se soient rapidement intéressés à l'utilisation de la céramique décorative, c'est principalement dans l'œuvre d'architectes plus jeunes et moins connus que l'on retrouve l'utilisation en abondance de carrelage ou de céramiques décorative.

C'est avec cette évolution que de nouvelles sociétés sont créées, dont Baudoux & Cie, la Maison Helman et les Manufactures Céramiques d'Hemixem ; Gilliot Frères. En 1914, Gilliot produisait 250 000 carrelage par jour.

La Première Guerre mondiale a été une période de stagnation. Ce n'est qu'après la guerre que la production a entièrement repris. Le carrelage industriel pressé à sec a connu un énorme succès car le produit a été installé à grande échelle et même dans les maisons des ouvriers.

Peu à peu, de nouvelles idées de style, dont l'Art Déco, ainsi que la crise financière et la hausse des salaires, ont mis fin assez rapidement à la production de carreaux décorés. De plus en plus les gens choisissent du carrelage unis.



Après la Seconde Guerre mondiale, il est vite devenu évident que l'industrie Belge du carrelage décoré pouvait plus être compétitive sur le plan économique. Une à une, presque toutes les usines de carrelage ont fermé leurs portes dans les années 1950 et 1960. C'est ainsi qu'une période florissante de l'industrie de notre histoire nationale avait complètement disparu.

Citation: Mario Baeck

Vous l'aurez compris, l'âme et le savoir-faire du carrelage décoratif mur et sol est dans l'ADN de Revoir Paris, société Belge. Nous découvrons tous les jours encore de belles créations qui nous inspirent à chaque fois pour le développement des nouvelles collections uniques. Tout en tenant compte des tendances actuelles, couleur et style ainsi que des besoins techniques et écologiques, nous développons des carreaux décoratifs qui peuvent être intégrés universellement.

REVOIR PARIS

The Belgian industrial floor and wall tile history

From the early Middle Ages there was an important production of ceramic tiles in Belgium. In the 16th century, Antwerp was even one of the most important European production centres of technically advanced majolica tiles. After the fall of Antwerp in 1585, our regions lost their leading position and it was only from the second half of the 19th century that the tile industry regained importance, both economically and artistically. Traditional production was complemented by modern pottery industry. We owe this mainly to the Boch family who introduced many important innovations in the ceramics industry to Europe.

In the 1850s they started with the introduction of the technique of dry pressing and from 1846 with the production of 'encaustic tiles' or inlaid floor tiles after the English example. These vitrified floor tiles almost immediately became a great commercial success. New and often publicly accessible buildings such as stations, hotels, town halls, libraries, etc. required not only visually attractive tiles but also durable and easy-to-maintain building materials.

Tiles Céramiques de Chimay, Maufroid frères & sœurs - later on SA La Céramique de Boulers, SA Compagnie générale des Produits Céramiques de Saint-Ghislain, SA La Céramique Nationale, ... followed their example and became competitors.

In addition to the ceramic floor tile, the inlaid, mass-coloured cement tile also conquered the international market fairly quickly from about 1871 due to its favourable price-quality ratio and remained a much sought-after Belgian product until the Second World War.

Cement tiles were generally less durable than ceramic tiles, but they were much less expensive and difficult for laymen to distinguish from each other as shapes and motifs were largely similar.

This also gave the wall tile industry an important boost. Soon, in addition to Neo-Gothic or Neo-Renaissance designs, tiles influenced by Persian or Oriental art also came on the market. The offer paralleled the growing appreciation for polychrome in architecture. During the Art Nouveau period, the various possibilities of industrial wall tile in Belgium were fully exploited.



Although the leading architects of the Belgian Art Nouveau movement - Henry van de Velde, Paul Hankar and Victor Horta - quickly showed interest in the use of building ceramics, it is mainly in the oeuvre of younger and lesser-known architects that the use of tiles, tile panels or building ceramics is found in abundance.

New companies were founded including, Baudoux & Cie, Maison Helman and Manufactures Céramiques d'Hemixem; Gilliot Frères. In 1914 Gilliot was responsible for a production of 250,000 tiles per day.

The First World War was a period of stagnation. Only afterwards did production start up again. The dry-pressed industrial tile


was a huge success because the product was placed on a large scale and in workers' homes.

Gradually, new stylistic ideas, including art deco, together with the financial crisis and rising labour costs, quickly put an end to the production of the decorated tiles. People also often chose plain tiles in mosaic.

After the Second World War, it soon became clear that the Belgian tile industry could no longer compete economically. One by one, almost all tile factories closed in the 1950s and 1960s.

A flourishing industry in our national history was thus completely destroyed.

Source: Mario Baeck



As you can deduce, the knowledge and soul of decorative wall and floor tiles is in the DNA of the Belgian Revoir Paris. We still discover beautiful creations that inspire us again to develop unique collections.

Considering current colour and style trends as well as technical and ecological needs, we develop decorative tiles that can be universally integrated.

REVOIR PARIS

La historia de los pavimentos y revestimientos industriales belgas.

Desde la Alta Edad Media hubo una importante producción de baldosas cerámicas en Bélgica. En el siglo XVI, Amberes era incluso uno de los centros de producción europeos más importantes de mayólicas técnicamente avanzadas. Tras la caída de Amberes en 1585, nuestras regiones perdieron su posición de liderazgo y no fue hasta la segunda mitad del siglo XIX cuando la industria del azulejo recuperó importancia, tanto económica como artística. La producción tradicional se complementó con la moderna industria alfarera. Esto se lo debemos principalmente a la familia Boch, que introdujo muchas innovaciones importantes en la industria de la cerámica en Europa. En la década de 1850 se empezó a introducir la técnica del prensado en seco y a partir de 1846 con la producción de las 'baldosas hidráulicas' o baldosas con incrustaciones según el ejemplo inglés. Estos pavimentos de gres se convirtieron casi de inmediato en un gran éxito comercial. Los edificios nuevos y, a menudo, de acceso público, como estaciones, hoteles, ayuntamientos, bibliotecas, etc., no solo requerían baldosas visualmente atractivas, sino también materiales de construcción duraderos y fáciles de mantener.

Carrelages Céramiques de Chimay, Maufroid frères & sœur - luego SA La Céramique de Bourlers, SA Compagnie générale des Produits Céramiques de Saint-Ghislain, SA La Céramique Nationale, siguieron su ejemplo y la competencia creció con él.


Además de la baldosa cerámica, la baldosa hidráulica coloreada con incrustaciones conquistó rápidamente el mercado internacional debido a su favorable relación precio-calidad desde aproximadamente 1871 y también siguió siendo un producto belga muy solicitado hasta la Segunda Guerra Mundial. Las baldosas de cemento eran generalmente menos resistentes al desgaste que las baldosas de cerámica, pero eran mucho menos costosas y difíciles de distinguir para los legos, ya que las formas y los motivos eran en gran parte idénticos.



Esto también supuso un importante impulso para la industria de los revestimientos cerámicos. Pronto, además de los diseños neogóticos o neorrenacentistas, también aparecieron en el mercado azulejos influenciados por el arte persa u oriental. La oferta fue paralela al creciente aprecio por la policromía en la arquitectura. Durante el período Art Nouveau, se explotaron al máximo las diversas posibilidades del revestimiento industrial en Bélgica.

Aunque los principales arquitectos del movimiento Art Nouveau belga -Henry van de Velde, Paul Hankar y Victor Horta- pronto mostraron interés en el uso de la cerámica para la construcción, es principalmente en la obra de arquitectos más jóvenes y menos conocidos que el uso de tejas,

paneles de teja o cerámica de construcción en abundancia. Se fundaron nuevas empresas, incluidas Baudoux & Cie, Maison Helman y Manufactures Céramiques d'Hemixem; Gilliot Freres. En 1914, Gilliot producía 250.000 tejas al día. La Primera Guerra Mundial fue un período de estancamiento. Solo entonces se reanudó la producción. La loseta industrial prensada en seco fue un gran éxito porque el producto se instaló a gran escala e incluso en las casas de los trabajadores.



Poco a poco, las nuevas ideas de estilo, incluido el Art Deco, junto con la crisis financiera y el aumento de los salarios, pusieron fin a la producción de azulejos decorados con bastante rapidez. Los mosaicos lisos también empezaron a ser una fuerte tendencia en sustitución de los azulejos decorados.



Después de la Segunda Guerra Mundial, pronto quedó claro que la industria azulejera belga ya no podía competir económicamente. Una a una, casi todas las fábricas de tejas cerraron en las décadas de 1950 y 1960.

Así se perdió por completo una floreciente rama de la industria de nuestra historia nacional.

Citando después de Mario Baeck

Como se puede deducir, el conocimiento y el alma de los revestimientos y pavimentos decorativos está en el ADN de la belga Revoir Paris. Seguimos descubriendo hermosas creaciones que una vez más nos inspiran a desarrollar colecciones únicas.

Teniendo en cuenta las tendencias actuales de color y estilo, así como las necesidades técnicas y ecológicas, desarrollamos azulejos decorativos que pueden integrarse universalmente.

REVOIR PARIS

La storia del rivestimento da pavimento e da parete belga

Fin dall'inizio del Medioevo, in Belgio era presente un'importante produzione di piastrelle di ceramica. Anversa è, nel XVI secolo, uno dei più importanti centri europei di produzione di ceramiche e piastrelle tecnicamente avanzate. Dopo la caduta di Anversa nel 1585, le nostre regioni hanno perso la loro leadership nel settore e solo a partire dalla seconda metà dell'Ottocento l'industria delle piastrelle ceramiche riacquistò importanza, sia sul piano economico che artistico. La produzione tradizionale è stata presto completata da moderne tecniche di produzione ceramica. Lo dobbiamo soprattutto alla famiglia Boche, che ha introdotto importanti innovazioni nel settore della ceramica europea.

Fu intorno al 1850 che iniziarono, con l'introduzione della tecnica di pressatura a secco e dal 1846 con la produzione di "encaustic tiles" o piastrelle per pavimenti intarsiati sull'esempio inglese. Questi pavimenti in gres sono diventati quasi immediatamente un grande successo commerciale. Gli edifici nuovi e destinati al grande pubblico, come stazioni ferroviarie, alberghi, municipi, biblioteche, ecc., richiedevano non solo piastrelle visivamente attraenti, ma anche materiali da costruzione durevoli e di facile manutenzione.

Carrelages Céramiques de Chimay, Maufroid frères et soeur - in seguito SA La Céramique di Bourlers, SA Compagnie générale des Produits Céramiques di Saint-Ghislain, SA La Céramique Nationale, ... hanno seguito il loro esempio e la concorrenza di conseguenza è cresciuta con esso.

Oltre alla piastrella per pavimenti in ceramica, è intorno al 1871 che le piastrelle in cemento colorato in massa, conquistano rapidamente il mercato internazionale grazie al loro favorevole rapporto qualità-prezzo e rimasero un prodotto belga molto ricercato fino alla seconda guerra mondiale.

Le piastrelle di cemento erano generalmente meno resistenti all'usura rispetto alle piastrelle di ceramica, ma erano molto meno costose e difficili da distinguere da queste ultime perché le forme e i motivi erano in gran parte identici.

Ciò ha dato una spinta importante anche all'industria delle piastrelle da parete, decorate con motivi neo-gotici o neo-rinascimentali, piastrelle influenzate dall'arte persiana o orientale sono apparse sul

mercato. L'offerta corrispondeva al crescente apprezzamento della policromia in architettura. Durante il periodo Art Nouveau, in Belgio sono state sfruttate appieno le varie possibilità offerte dai rivestimenti industriali.

Anche se i principali architetti del movimento Art Nouveau belga - Henry van de Velde, Paul Hankar e Victor Horta - si sono rapidamente interessati all'uso della ceramica da costruzione, è soprattutto nelle opere di architetti più giovani e meno noti che si ritrova l'uso abbondante di piastrelle o ceramiche da costruzione. Con questa evoluzione nascono nuove aziende, tra cui Baudoux & Cie, la Maison Helman e les Manufactures Céramiques di Hemixem; Gilliot Frères. Nel 1914, Gilliot produceva 250.000 piastrelle al giorno.




La prima guerra mondiale fu un periodo di stagnazione. Solo dopo la guerra la produzione riprese completamente. Le piastrelle industriali pressate a secco hanno riscosso un enorme successo poiché il prodotto è stato installato su larga scala e persino nelle case degli operai.

A poco a poco, nuove idee di stile, tra cui l'Art Déco, così come la crisi finanziaria e l'aumento dei salari, hanno interrotto abbastanza rapidamente la produzione di piastrelle decorate. Sempre più persone sceglievano piastrelle in tinta unita.

Dopo la seconda guerra mondiale divenne subito evidente che l'industria belga delle piastrelle decorate non poteva essere più competitiva sul piano economico. Uno ad uno, quasi tutte le fabbriche di piastrelle hanno chiuso i battenti negli anni '50 e '60.

Un periodo fiorente dell'industria della nostra storia nazionale era così completamente scomparso.



Citazione di Mario Baeck

Avrete capito, l'anima e il know-how delle piastrelle decorative da rivestimento e pavimento è nel DNA di Revoir Paris, azienda belga. Ogni giorno scopriamo ancora bellissime creazioni che ci ispirano per lo sviluppo di nuove collezioni uniche.

Tenendo conto delle tendenze attuali, del colore e dello stile, nonché delle esigenze tecniche ed ecologiche, sviluppiamo piastrelle decorative che possono essere integrate universalmente

REVOIR PARIS

Die Geschichte der Boden- und Wandfliesen Belgien

Seit dem frühen Mittelalter gab es eine bedeutende Produktion von Keramikfliesen in Belgien. Antwerpen war im 16. Jahrhundert eines der wichtigsten europäischen Zentren für die Herstellung von technisch fortgeschrittenen Fayence und Fliesen. Nach dem Fall von Antwerpen im Jahre 1585 verloren unsere Regionen ihre Führungsposition, und erst in der zweiten Hälfte des 19. Jahrhunderts gewann die Fliesenindustrie sowohl in wirtschaftlicher als auch in künstlerischer Hinsicht wieder an Bedeutung. Die traditionelle Produktion wurde durch die moderne Keramikindustrie ergänzt. Das verdanken wir vor allem der Familie Boche, die wichtige Innovationen in der europäischen Keramikindustrie eingebracht hat.

In den 1850er Jahren begannen sie mit der Einführung der Trockenpresstechnik und ab 1846 mit der Herstellung von „encaustic tiles“ oder eingelegten Bodenfliesen nach englischem Vorbild. Diese Bodenfliesen aus Feinsteinzeug wurden fast sofort ein großer kommerzieller Erfolg. Neue und häufig öffentlich zugängliche Gebäude wie Bahnhöfe, Hotels, Rathäuser, Bibliotheken usw. erforderten nicht nur optisch ansprechende Fliesen, sondern auch langlebige und pflegeleichte Baumaterialien.

Carrelages Ceramiques de Chimay, Maufroid Frères & Soer – später SA La Ceramique de Bourslers, SA Compagnie générale des Produits Ceramiques de Saint-Ghislain, SA La Ceramique Nationale, ... folgten ihrem Beispiel und die Konkurrenz wuchs mit ihr.

Neben den keramischen Bodenfliesen eroberte die farbige Zementfliese um 1871 dank ihres günstigen Preis-Leistungs-Verhältnisses schnell den internationalen Markt und blieb bis zum Zweiten Weltkrieg ein sehr gefragtes belgisches Produkt.

Zementfliesen waren in der Regel weniger verschleißfest als Keramikfliesen, aber sie waren viel billiger und schwer zu unterscheiden, da die Formen und Muster weitgehend identisch waren.

Dies gab auch einen wichtigen Schub für die Wandfliesenindustrie, gefolgt von neugotischen oder neo-renaissance-Mustern, Fliesen, die von persischer oder orientalischer Kunst beeinflusst wurden, erschienen ebenfalls auf dem Markt. Das Angebot entsprach der wachsenden Wertschätzung der



Polychromie in der Architektur. Während des Jugendstils wurden die verschiedenen Möglichkeiten der industriellen Wandfliesen in Belgien voll ausgeschöpft.


Obwohl die Hauptarchitekten des belgischen Jugendstils – Henry van de Velde, Paul Hankar und Victor Horta – sich schnell für die Verwendung von Baukeramik interessierten, ist die Verwendung von Fliesen und Baukeramik vor allem bei jüngeren und weniger bekannten Architekten zu finden.

Mit dieser Entwicklung entstehen neue Unternehmen, darunter Baudoux & Cie, die Maison Helman und die Manufakturen Ceramiques d'Hemixem; Die Gilliot-Brüder. 1914 produzierte Gilliot 250.000 Fliesen pro Tag.

Der Erste Weltkrieg war eine Zeit der Stagnation. Erst nach dem Krieg wurde die Produktion wieder vollständig aufgenommen. Trockengepresste Industriefliesen waren ein großer Erfolg, da das Produkt in großem Maßstab und sogar in den Häusern der Arbeiter installiert wurde.

Nach und nach haben neue Stilideen, darunter Art Deco, sowie die Finanzkrise und steigende Löhne, die Produktion von dekorierten Fliesen ziemlich schnell eingestellt. Immer mehr Menschen wählten Unifliesen.

Nach dem Zweiten Weltkrieg wurde schnell klar, dass die belgische Fliesenindustrie wirtschaftlich nicht wettbewerbsfähiger werden konnte. Fast alle Fliesenfabriken wurden in den 1950er und 1960er Jahren geschlossen.



Eine blühende Periode der Industrie unserer nationalen Geschichte war somit völlig verschwunden.

Zitat von Mario Baeck

Sie werden verstehen, dass die Seele und das Know-how der dekorativen Wand- und Bodenfliesen in der DNA der belgischen Firma Revoir Paris liegen. Jeden Tag entdecken wir noch schöne Kreationen, die uns jedes Mal für die Entwicklung neuer einzigartiger Kollektionen inspirieren.

Unter Berücksichtigung aktueller Trends, Farbe und Stil sowie technischer und ökologischer Bedürfnisse entwickeln wir Dekorfliesen, die sich universell integrieren lassen.

REVOIR PARIS

Warehouse Villarreal



revoir.paris



Revoir PARIS

Share your moments with:
#revoirparis

| Bel Histoire

| La Madeleine

| La Villette

| La Roche

| Atelier

| Provence


Collections

| Jardin des Tuileries

Index of sizes


|Porcelain

20x20



|La Madeleine
|La Villette

15x15




|Bel Histoire

7.5x15




|Bel Histoire

7.5x7.5



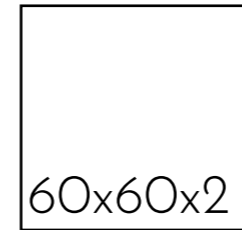
|Bel Histoire

|Porcelain XL



80x80 |La Roche

|Porcelain **OUTDOOR**



60x60x2 |Jardin de Tuileries

|White body tiles

6.2x25



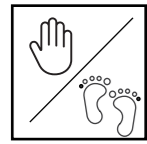
|Atelier
|Provence

10x10



|Atelier


Index Technical data



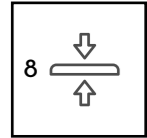
Wall & floor
Vloer & wand
Sol & mur



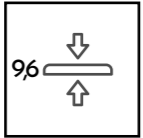
Floor
Vloer
Sol



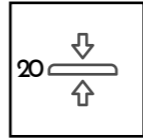
Wall
Wand
Mur



Thickness 8 mm
Dikte 8mm
Epaisseur 8 mm



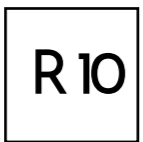
Thickness 9.6 mm
Dikte 9.6 mm
Epaisseur 9.6 mm




Thickness 20 mm
Dikte 20 mm
Epaisseur 20 mm



Slip resistant value 9
Antislipwaarde 9
valeur anti-dérapente



Slip resistant value 10
Antislipwaarde 10
valeur anti-dérapente 10




Slip resistant value 11
Antislipwaarde 11
valeur anti-dérapente 11



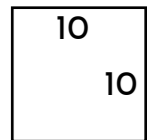
Rectified
Gerectificeerd
Rectifié



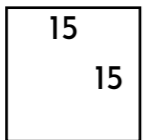
Not rectified
Niet gerectificeerd
Non rectifié



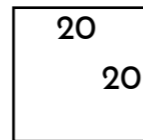
Frost resistant
Vorstvrij
Résistant au gel



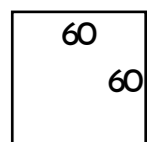
10 x 10 cm



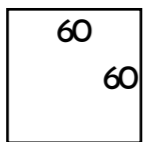
15 x 15 cm



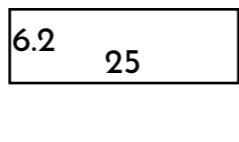
20 x 20 cm



60 x 60 cm



60 x 60 cm



6.2 x 25 cm



INDEX A - Z

Bel Histoire

pg 28

A

Achilles pg 34
Agathe pg 36
André pg 38

B

Basil pg 40
Baptiste coin pg 164
Baptise ligne pg 164
Béatrice coin pg 166
Béatrice ligne pg 166
Brigitte coin A pg 42
Brigitte coin B pg 44
Brigitte ligne pg 130

C

Cabo Benoit pg 184
Cabo Charles pg 184
Cabo Clea pg 184
Cabo Hubert pg 184
Cabo Josiane pg 184
Cabo Liv pg 184
Cabo Maurice pg 184
Cabo Octavie pg 184
Cabo Oscar pg 184
Cabo Paula pg 184
Charles pg 184

E

Edouard pg 48
Eliot coin pg 168
Eliot ligne pg 168
Eloise pg 50
Eugenie pg 52

F

Felix pg 54
Fiona coin pg 170
Fiona ligne pg 170
Firmin pg 56
Françoise coin A pg 58
Françoise coin B pg 60
Françoise ligne pg 134

G

Germaine pg 62
Gilbert coin A pg 64
Gilbert Ligne pg 138
Gust pg 66

H

Hector coin pg 172
Hector ligne pg 172
Hélène pg 68
Hervé pg 70
Hubert pg 72

I

Ida pg 74
Irène pg 76
Irma pg 78
Isabelle coin pg 174
Isabelle ligne pg 174

J

Jacques coin A pg 80
Jacques ligne pg 142
Jean pg 82
Jeanne pg 84
Josiane pg 86
Jules pg 88

L

Lili coin A pg 90
Lili ligne pg 146
Lisette pg 92
Lucien pg 94
Lus coin pg 176
Lus ligne pg 176

M

Mabel pg 96
Manon pg 98
Mathilde pg 100
Maurice pg 102

N

Nelle coin pg 180
Nelle ligne pg 180

O

Octavie coin A pg 104
Octavie coin B pg 106
Octavie ligne A pg 150
Octavie ligne B pg 150
Odette pg 108
Oscar pg 110

P

Paula pg 112
Patchwork pg 126

La Madeleine

pg 258

A

Abril pg 266
Ancelina pg 268
Antonnet pg 270

B

Belda pg 272

R

Ralf pg 114
Roméo coin A pg 116
Roméo coin B pg 118
Roméo Ligne pg 154
Rosa pg 120

S

Serge coin A pg 122
Serge coin B pg 124
Serge ligne pg 158

U

Uni Albatre pg 190
Uni Albatre ligne pg 190
Uni Albatre cabochon pg 190
Uni Avocat pg 190
Uni Avocat ligne pg 190
Uni Avocat cabochon pg 190
Uni Bleu Paon pg 190
Uni Bleu Paon ligne pg 190
Uni Bleu Paon cabochon pg 190
Uni Grège pg 190
Uni Grège ligne pg 190
Uni Grège cabochon pg 190
Uni Marron pg 190
Uni Marron ligne pg 190
Uni Marron cabochon pg 190
Uni Ocre pg 190
Uni Ocre ligne pg 190
Uni Ocre cabochon pg 190
Uni Ombre pg 190
Uni Ombre ligne pg 190
Uni Ombre cabochon pg 190

C

Chère bleu pg 274
Chère noir pg 276
Clea pg 278

D

Dori pg 280

E

Edith pg 282
Emile pg 284
Esmée pg 286
Evora pg 288

F

Fitou Océan pg 290
Flavie Blanc pg 292
Flavie Bleu pg 294
Flavie Gris pg 296
Flavie Noir pg 298
Flora pg 300
Flow Gris pg 302
Flow Marron pg 306

G

Gaétine Bleu pg 308
Gaétine Classic pg 310
Gilles Noir pg 312
Gilles Océan pg 314

H

Henri pg 316

J

Jenette pg 318
Juliette Gris pg 320
Juliette Marron pg 322

L

Lilou Bleu pg 324
Lilou Classic pg 326
Lilou Océan pg 328
Liv pg 330
Lyla pg 332

M

Malo pg 334

O

Odie pg 336

P

Papillon pg 338

R

Romée pg 340
Rosalie pg 342

S

Syrah Bleu pg 344

T

Touquet coin pg 354
Touquet ligne pg 356

U

Uni Antracite pg 362
Uni Azure pg 364
Uni Olive pg 366
Uni Opaline pg 368
Uni Perle pg 370

V

Victor pg 346

Z

Zelie Bleu pg 348
Zelie Gris pg 350
Zelie Noir pg 352

La Villette

pg 374

A

Adèle Bleu pg 378

B

Benoît Bleu pg 380
Benoît Jaune pg 382

G

George Bleu pg 384
Gustave pg 386

O

Otto Noir pg 388

T

Théo pg 390

La Roche

pg 394

L

La Roche gros pg 396
La Roche gros Edouard pg 400
La Roche gros Firmin pg 402
La Roche gros Lisette pg 404
La Roche petit pg 398

Atelier

pg 408

B

Blanc de lin 10x10 pg 412
Blanc de lin 6.2x25 pg 438
Bleu lumière 10x10 pg 414
Bleu lumière 6.2x25 pg 440
Bordeaux 10x10 pg 416
Bordeaux 6.2x25 pg 442

E

Emeraude 10x10 pg 418
Emeraude 6.2x25 pg 444

G

Gris 10x10 pg 420
Gris 6.2x25 pg 446

L

Luxe copper pg 464
Luxe gold pg 462
Luxe iron pg 466

M

Marine 10x10 pg 422
Marine 6.2x25 pg 448

N

Noir 10x10 pg 424
Noir 6.2x25 pg 450

T

Taupe 10x10 pg 426
Taupe 6.2x25 pg 452
Turquoise 10x10 pg 428
Turquoise 6.2x25 pg 454

Provence

pg 470

A

Antracite 6.2x25 pg 474

C

Caramel pg 476
Chocolat 6.2x25 pg 478
Cocquille 6.2x25 pg 480

G

Gris béton 6.2x25 pg 482
Gris taupe 6.2x25 pg 484

A

Adèle bleu pg 518

T

Théo pg 520

V

Vert d'eau 10x10 pg 430
Vert d'eau 6.2x25 pg 456
Vieux Rose 10x10 pg 432
Vieux Rose 6.2x25 pg 458

P

Parme pg 486
Petrol pg 488

R

Rouge toscane pg 490

T

Taupe uni pg 492

V

Vert botanique pg 494

Jardin des Tuileries

pg 514



Atelier Taupe mat 6.2x25
Bel Histoire : Jules 15x15



Bel Histoire

QUICK PRODUCT INFO



| 46 Patterns

44 pc 70 Box
0.99m² 69.30 m²



Achilles

150 x 150 x 8 mm



Agathe

150 x 150 x 8 mm




Brigitte
Coin A

150 x 150 x 8 mm



Edouard

150 x 150 x 8 mm



Felix

150 x 150 x 8 mm



André

150 x 150 x 8 mm



Brigitte
Coin B

150 x 150 x 8 mm



Eloise

150 x 150 x 8 mm



Firmin

150 x 150 x 8 mm



Basil

150 x 150 x 8 mm



Charles

150 x 150 x 8 mm



Eugenie

150 x 150 x 8 mm



Françoise
Coin A

150 x 150 x 8 mm



Françoise
Coin B

150 x 150 x 8 mm



Gust

150 x 150 x 8 mm



Hubert

150 x 150 x 8 mm



Irma

150 x 150 x 8 mm



Jeanne

150 x 150 x 8 mm



Germaine

150 x 150 x 8 mm




Hélène

150 x 150 x 8 mm



Ida

150 x 150 x 8 mm



Jacques

150 x 150 x 8 mm



Josiane

150 x 150 x 8 mm



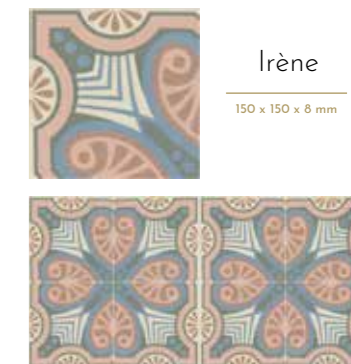
Gilbert

150 x 150 x 8 mm



Hervé

150 x 150 x 8 mm



Irène

150 x 150 x 8 mm



Jean

150 x 150 x 8 mm



Jules

150 x 150 x 8 mm



Lili
Coin A
150 x 150 x 8 mm



Lisette
150 x 150 x 8 mm



Lucien
150 x 150 x 8 mm



Rosa
150 x 150 x 8 mm



Serge
Coin A
150 x 150 x 8 mm



Serge
Coin B
150 x 150 x 8 mm



Mabel
150 x 150 x 8 mm



Manon
NOIR
150 x 150 x 8 mm



Mathilde
NOIR
150 x 150 x 8 mm



Maurice
150 x 150 x 8 mm



Octavie
Coin A
150 x 150 x 8 mm



Octavie
Coin B
150 x 150 x 8 mm



Odette
150 x 150 x 8 mm




Oscar
150 x 150 x 8 mm




Paula
150 x 150 x 8 mm



Ralf
150 x 150 x 8 mm



Roméo
Coin A
150 x 150 x 8 mm



Roméo
Coin B
150 x 150 x 8 mm



Basil
150 x 150 x 8 mm

Achilles



Lay pattern 2




Lay pattern 2




Agathe



André



Basil



Brigitte coin A



Lay pattern 1




Lay pattern 2




Brigitte coin B



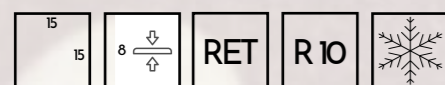

Lay pattern 2



Lay pattern 2



Charles



Edouard




Atelier Emeraude


Eloise



Eugenie



Felix



Lay pattern 1



Lay pattern 2



Firmin



La Roche
Gros Cailloux - Firmin


Françoise coin A



Lay pattern 1



Lay pattern 2




Françoise coin B



Lay pattern 1



Lay pattern 2



Germaine




Provence:
Antracite


Gilbert coin A



Lay pattern 1



Lay pattern 2






Guest



Lay pattern 1



Lay pattern 2



Hélène




Hervé




Lay pattern 1



Lay pattern 2





Hubert



Ida

Atelier:
Bleu Lumière



Irène



Lay pattern 1




Lay pattern 2




Irma




Jacques coin




Lay pattern 1



Lay pattern 2



Jean




Jeanne



Josiane



Jules



Atelier:
Taupe 6.2 x25 Glossy

Lili coin A



Lay pattern 1




Lay pattern 2



Lisette




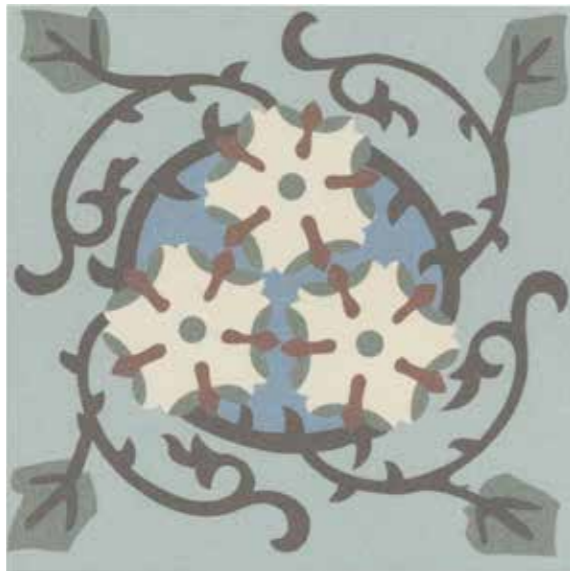
Lucien



Mabel



Manon



Mathilde



Lay pattern 1



Lay pattern 2



Maurice



Octavie coin A



Octavie coin B



Lay pattern 1



Lay pattern 2



Odette




Lay pattern 2




Lay pattern 1



Lay pattern 3



Oscar




Paula





Ralf



Lay pattern 1



Lay pattern 2



Roméo coin A



Lay pattern 1



Lay pattern 2




Roméo coin B



Lay pattern 1



Lay pattern 2




Rosa




Serge coin A




Lay pattern 2



Lay pattern 1



Lay pattern 3



Serge coin B



Lay pattern 1



Lay pattern 2




Patchwork Bel Histoire



Different packaging!



55 pc	50 Box
1.23m ²	61.50 m ²



QUICK PRODUCT INFO

SET
Coin A or B

4 pc

Full box
Coin A or B
Lignes



44 pc

0.99m²




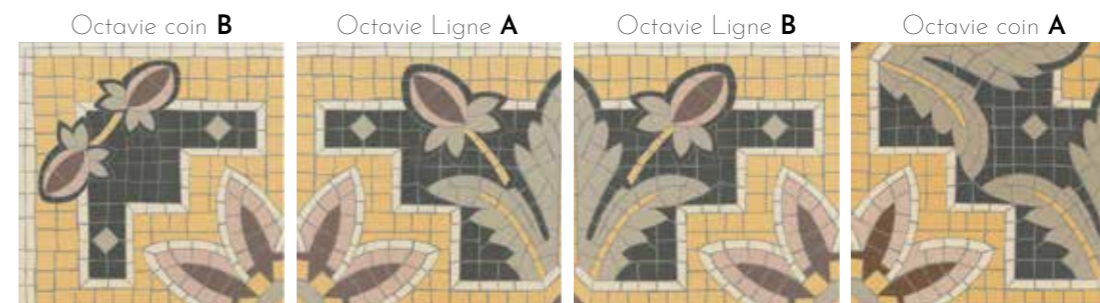



70 Box

69.30 m²

| 14 Coins
| 9 Lignes



CHECK OUR
VIDEO
TUTORIALS
online



Brigitte coin **A**

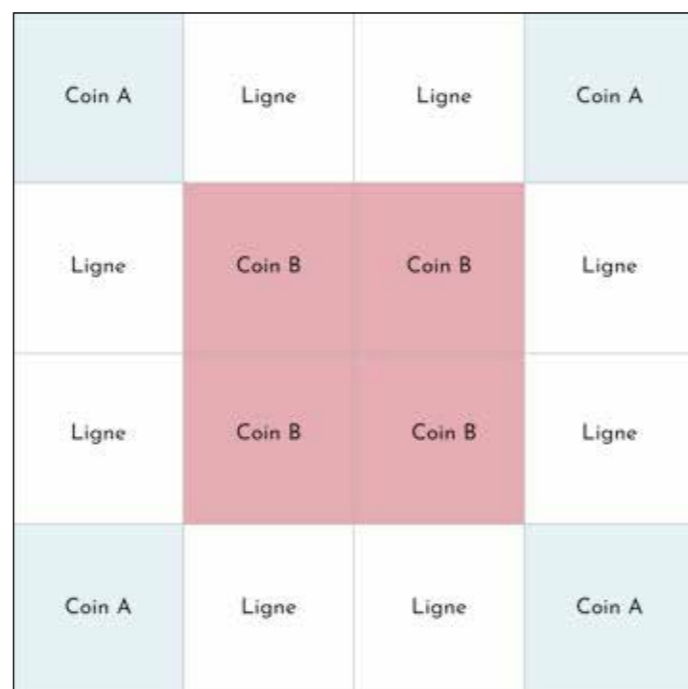
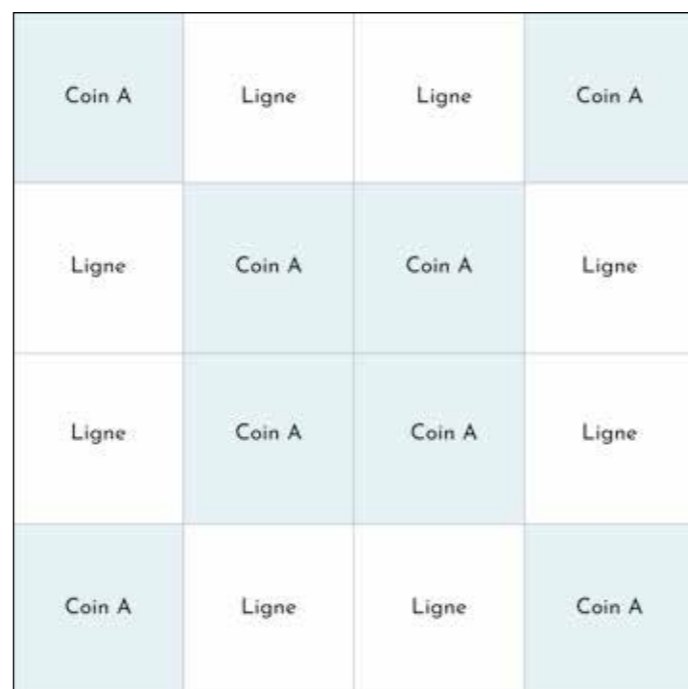
Brigitte Ligne

Brigitte coin **B**



BRIGITTE

16 tiles patterns:



Border pattern **A**




Border pattern **B**




AVOCAT

AVOCAT

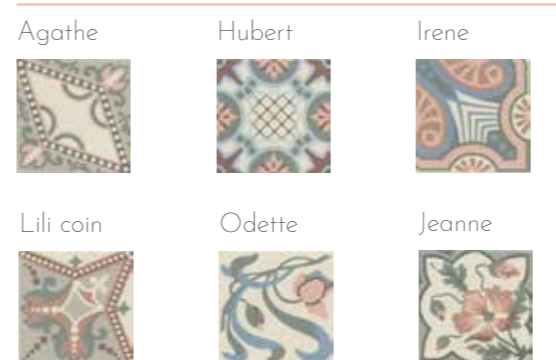
|Entre - Porte: Simple



|Entre - Porte: Large



|Matching pattern



|Coin & ligne



|Uni colors



Francoise coin A

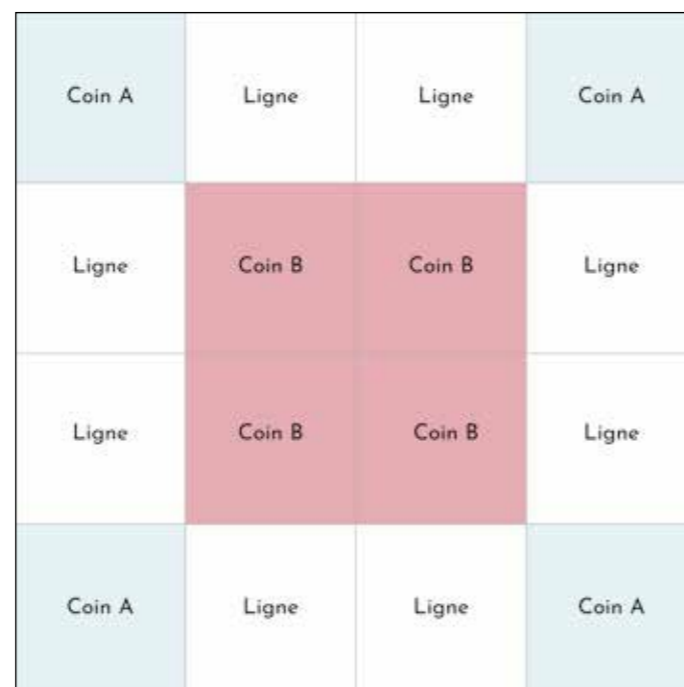
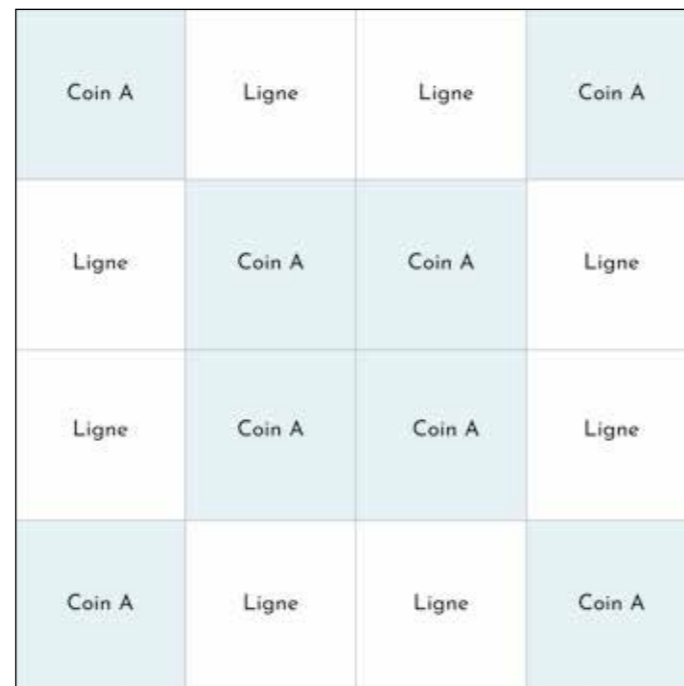
Francoise ligne

Francoise coin B



FRANCOISE


16 tiles patterns:



Border pattern A



Border pattern B




MARRON


MARRON

|Entre - Porte: Simple

Francoise coin **A** Francoise Ligne



Francoise coin **B** Francoise Ligne



|Entre - Porte: Large


Francoise coin **A** Francoise Ligne Uni Marron



Francoise coin **B** Francoise Ligne Uni marron



|Matching pattern



|Coin & ligne



|Uni colors



Gilbert coin A

Gilbert ligne

Gust



GILBERT

16 tiles patterns:



Coin A	Ligne	Ligne	Coin A
Ligne	Coin A	Coin A	Ligne
Ligne	Coin A	Coin A	Ligne
Coin A	Ligne	Ligne	Coin A



Coin A	Ligne	Ligne	Coin A
Ligne	Coin B	Coin B	Ligne
Ligne	Coin B	Coin B	Ligne
Coin A	Ligne	Ligne	Coin A

Border pattern A

Border pattern B



AVOCAT


AVOCAT

|Entre - Porte: Simple

Gilbert coin **A** & Gilbert Ligne




Gust & Gilbert Ligne




|Entre - Porte: Large


Gilbert coin **A** & Gilbert Ligne & Uni Marron



Gust & Gilbert Ligne & Uni Marron




|Matching pattern



|Coin & ligne |Uni colors



Jacques coin A




Jacques Ligne



JACQUES

16 tiles patterns:




Coin A	Ligne	Ligne	Coin A
Ligne	Coin A	Coin A	Ligne
Ligne	Coin A	Coin A	Ligne
Coin A	Ligne	Ligne	Coin A

Border pattern A



|Entre - Porte: Simple

Jacques coin **A** Jacques Ligne




|Entre - Porte: Large

Jacques coin **A** Jacques Ligne Uni Ombre



|Matching pattern



|Coin & ligne



|Uni colors



Lili

Lili ligne



LILI

16 tiles patterns:



Coin A	Ligne	Ligne	Coin A
Ligne	Coin A	Coin A	Ligne
Ligne	Coin A	Coin A	Ligne
Coin A	Ligne	Ligne	Coin A




Coin A ↻	Ligne ↻	Ligne ↻	Coin A ↻
Ligne ↻	Coin A ↻	↻ Coin A	Ligne ↻
Ligne ↻	Coin A ↻	↻ Coin A	Ligne ↻
↻ Coin A	Ligne ↻	Ligne ↻	↻ Coin A

Border pattern **A**



ALBATRE

Border pattern **reversed** ↻





ALBATRE


|Entre - Porte: Simple




|Entre - Porte: Large



|Matching pattern



|Coin & ligne



|Uni colors



Octavie coin B




Octavie ligne A



Octavie ligne B



Octavie coin A



OCTAVIE

16 tiles patterns:



Coin B	Ligne A	Ligne B	Coin B
Ligne B	Coin B	Coin B	Ligne A
Ligne A	Coin B	Coin B	Ligne B
Coin B	Ligne B	Ligne A	Coin B



Coin B	Ligne A	Ligne B	Coin B
Ligne B	Octavie	Octavie	Ligne A
Ligne A	Octavie	Octavie	Ligne B
Coin B	Ligne B	Ligne A	Coin B

Border pattern A



Border pattern B



|Entre - Porte: Simple

Octavie coin A Octavie Ligne A Octavie Ligne B




Octavie coin B Octavie Ligne A Octavie Ligne B



|Entre - Porte: Large

Octavie coin A Octavie Ligne A Octavie Ligne B Uni Albatre



Octavie coin B Octavie Ligne A Octavie Ligne B Uni Ombre



Romeo coin A



Romeo ligne



Romeo coin B



ROMEO

16 tiles patterns:



Coin A	Ligne	Ligne	Coin A
Ligne	Coin A	Coin A	Ligne
Ligne	Coin A	Coin A	Ligne
Coin A	Ligne	Ligne	Coin A



Coin A	Ligne	Ligne	Coin A
Ligne	Coin B	Coin B	Ligne
Ligne	Coin B	Coin B	Ligne
Coin A	Ligne	Ligne	Coin A

Border pattern A



Border pattern B



|Entre - Porte: Simple

Romeo coin **A** & Romeo Ligne




Romeo coin **B** & Romeo Ligne



|Entre - Porte: Large

Romeo coin **A** & Romeo Ligne & Uni Avocat



Romeo coin **B** & Romeo Ligne & Uni Marron



|Matching pattern

Roméo Coin **A** Roméo coin **B**



Paula Eugenie



|Coin & ligne


Béatrice



Fiona



|Uni colors



Serge coin A

Serge ligne

Serge coin B



SERGE

16 tiles patterns:



Coin A	Ligne	Ligne	Coin A
Ligne	Coin A	Coin A	Ligne
Ligne	Coin A	Coin A	Ligne
Coin A	Ligne	Ligne	Coin A



Coin A	Ligne	Ligne	Coin A
Ligne	Coin B	Coin B	Ligne
Ligne	Coin B	Coin B	Ligne
Coin A	Ligne	Ligne	Coin A

Border pattern A

Border pattern B




MARRON


MARRON

|Entre - Porte: Simple

Serge coin **A** Serge Ligne



Serge coin **B** Serge Ligne



|Entre - Porte: Large


Serge coin **A** Serge Ligne Uni Albatre



Serge coin **B** Serge Ligne Uni Marron



|Matching pattern



|Coin & ligne

7.5x7.5

7.5x15

QUICK PRODUCT INFO

Lignes



7 pc

Coins



4 pc

Cabochon








4 pc

| 8 coins
| 8 lignes
| 10 cabochons



LIGNE 7.5x15 & COIN 7.5x7.5



CABOCHON 7.5x7.5




Lisette 15x15
Nelle 7.5x15
Uni Ombre 15x15



COIN 7.5x7.5 & LIGNE 7.5x15

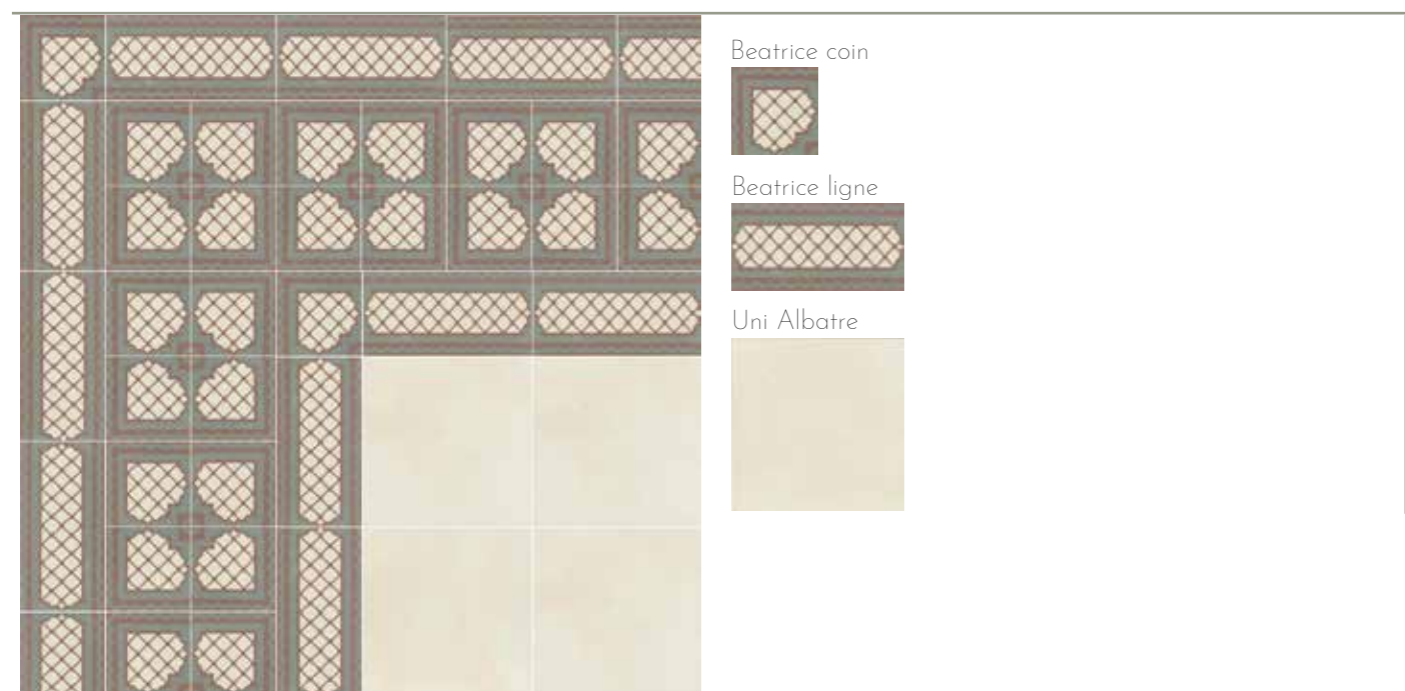

For more alternatives, check our website !





COIN 7.5x7.5 & LIGNE 7.5x15



For more alternatives, check our website !





COIN 7.5x7.5 & LIGNE 7.5x15

For more alternatives, check our website !





Fiona

Coin & Ligne
7.5x7.5 7.5x15

COIN 7.5x7.5 & LIGNE 7.5x15

For more alternatives, check our website !



Fiona coin



Fiona ligne



Hélène



Uni Albatre



Fiona coin



Fiona ligne



Uni Albatre



Fiona coin




Fiona ligne



Ida



Uni Albatre



Fiona coin



Fiona ligne




Uni Bleu Paon





COIN 7.5x7.5 & LIGNE 7.5x15

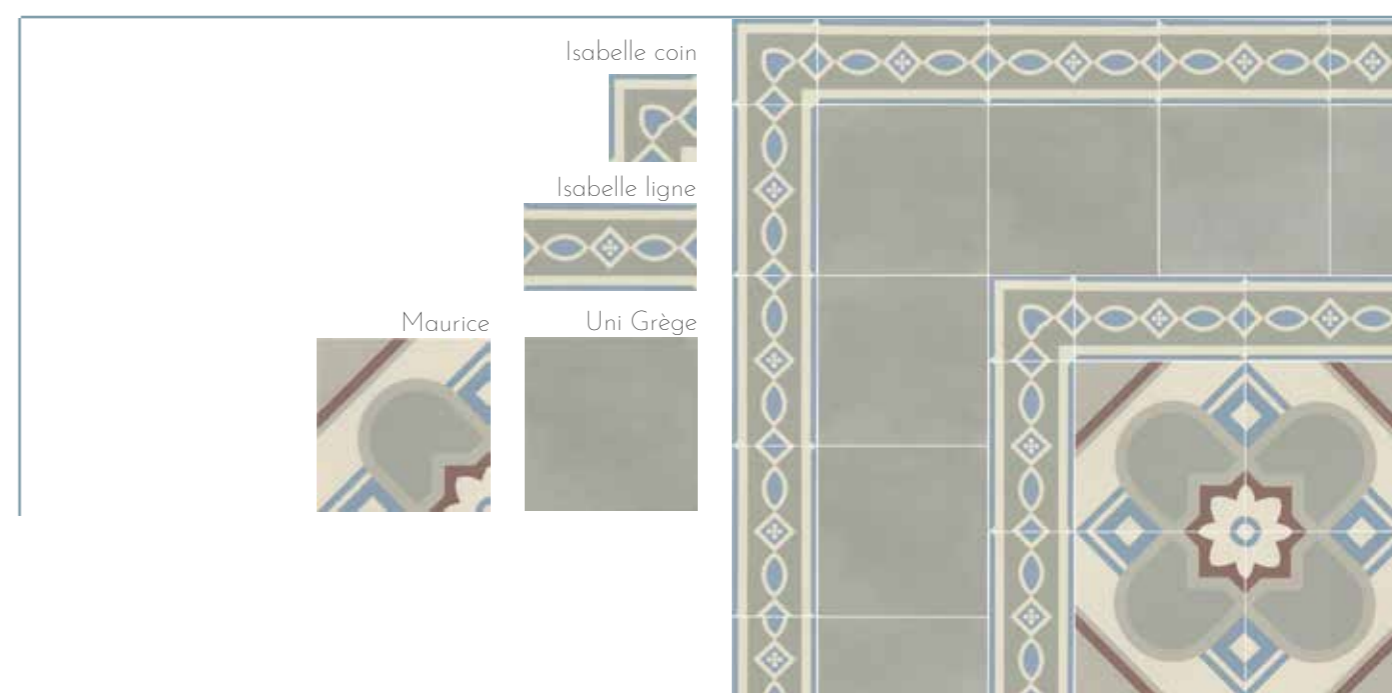
For more alternatives, check our website !





COIN 7.5x7.5 & LIGNE 7.5x15



For more alternatives, check our website !





COIN 7.5x7.5 & LIGNE 7.5x15

For more alternatives, check our website !








Agathe 15x15
 Lili Ligne 15x15
 Lus Ligne 7.5x15




COIN 7.5x7.5 & LIGNE 7.5x15

For more alternatives, check our website !





Lisette 15x15
Jacques Coin
Jacques Ligne
Uni Ombre 7.5x7.5
Uni Ombre 7.5x15



Uni Avocat 15x15
Cabo Hubert 7.5x7.5

CABOCHON 7.5x7.5



Albatre 15x15 & Fiona



Grège 15x15 & Cabo Cléa



Antracite 15x15 & Cabo Liv




Marron 15x15 - Bleu Paon 7.5x15 & Cabo Paula



Creativity is just connecting things..

Bel Histoire : Oscar



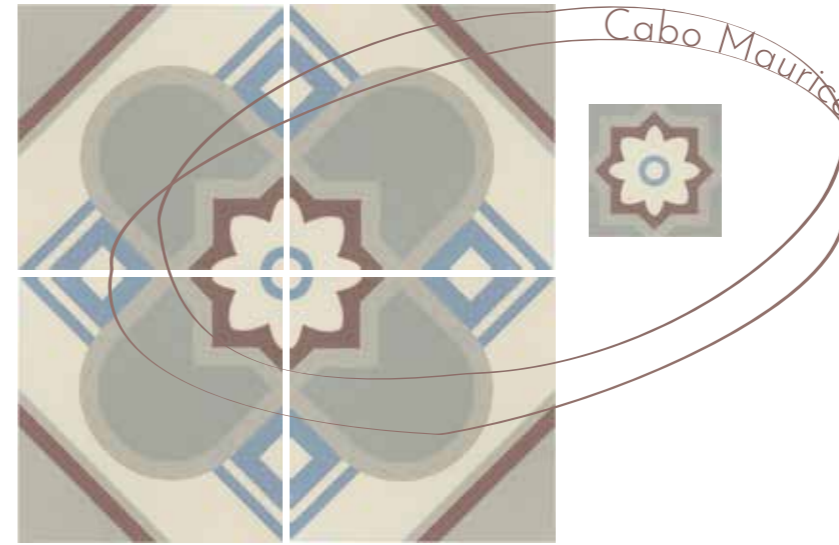
Bel Histoire : Charles



Cabo Charles



Bel Histoire : Maurice 15x15



Bel Histoire : Hubert



Cabo Hubert



Bel Histoire : Paula



Cabo Paula



Bel Histoire : Josiane 15x15



Cabo Josiane



LV Benoit jaune 20x20



Cabo Benoit



LM Cléa 20x20



Cabo Cléa



Bel Histoire : Octavie 15x15



Cabo Octavie





Uni Albatre 15x15
Mix all cabo's 7.5x7.5



ALBATRE
150 x 150 x 8 mm

0.99m²/box 44 Pc/box 0.99m²/box 88 Pc/box 4 Pc/box

AVOCAT
150 x 150 x 8 mm

0.99m²/box 44 Pc/box 0.99m²/box 88 Pc/box 4 Pc/box

BLEU PAON
150 x 150 x 8 mm


0.99m²/box 44 Pc/box 0.99m²/box 88 Pc/box 4 Pc/box

GREGE
150 x 150 x 8 mm

0.99m²/box 44 Pc/box 0.99m²/box 88 Pc/box 4 Pc/box

MARRON
150 x 150 x 8 mm

0.99m²/box 44 Pc/box 0.99m²/box 88 Pc/box 4 Pc/box



OCRE
150 x 150 x 8 mm

0.99m²/box 44 Pc/box 0.99m²/box 88 Pc/box 4 Pc/box

OMBRE
150 x 150 x 8 mm

0.99m²/box 44 Pc/box 0.99m²/box 88 Pc/box 4 Pc/box

7.5x7.5



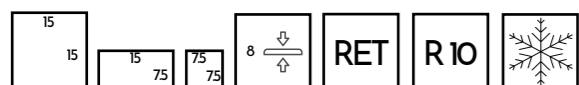
15x15



7.5x15



Albatre



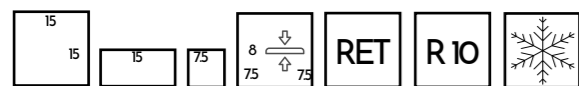

7.5x7.5



7.5x15



15x15



Avocat



Lili coin A 15x15
Uni Albatre 15x15

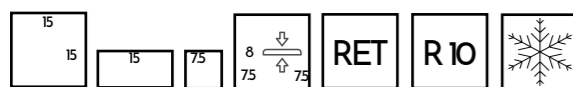

7.5x7.5



7.5x15



15x15

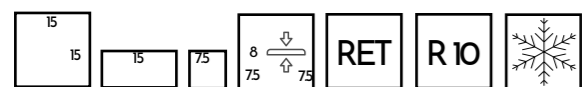



Bleu Paon



Lisette 15x15

Grège



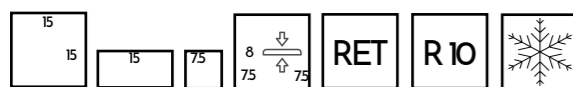

7.5x7.5



7.5x15



15x15



Marron




Serge coin B

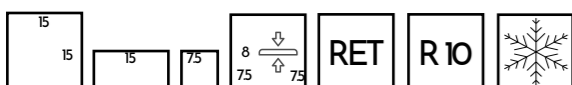

7.5x7.5



7.5x15



15x15



Ocre



Roméo Ligne & coin 15x15w

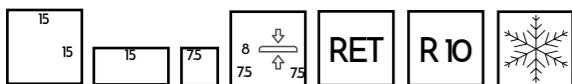


7.5x7.5



7.5x15



15x15




Ombre








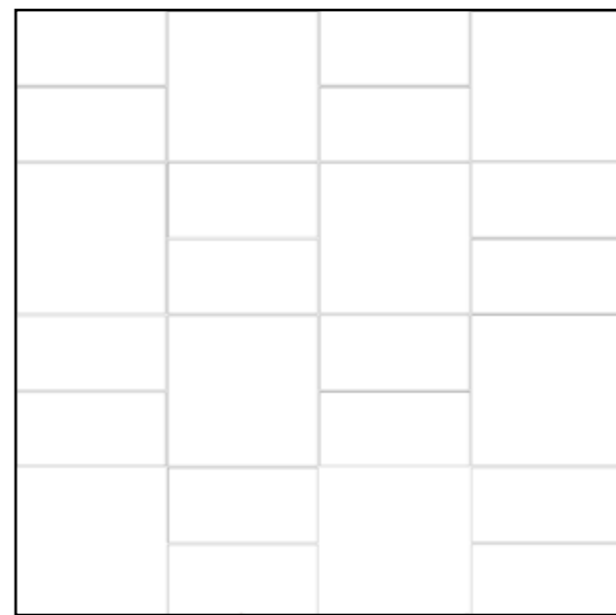
Uni Albatre 15x15
Uni Ombre 15x15




|LAY PATTERN 001




|LAY PATTERN 002




|LAY PATTERN 007




|LAY PATTERN 008




|LAY PATTERN 003




|LAY PATTERN 004




|LAY PATTERN 009




|LAY PATTERN 010




|LAY PATTERN 005



|LAY PATTERN 006



|LAY PATTERN 011




|LAY PATTERN 012

LAY PATTERN 001



Uni Albatre 15x15
BH Fiona 7.5x7.5



LAY PATTERN 001




Uni Albatre 15x15
Mix uni colors cabo 7.5x7.5

LAY PATTERN 001



Uni Grège 15x15
Cabo Maurice 7,5x7,5

LAY PATTERN 001




Uni Avocat 15x15
Cabo Hubert 7.5x7.5



Uni Avocat 15x15
Uni Albatre 15x15


LAY PATTERN 002



LAY PATTERN 003



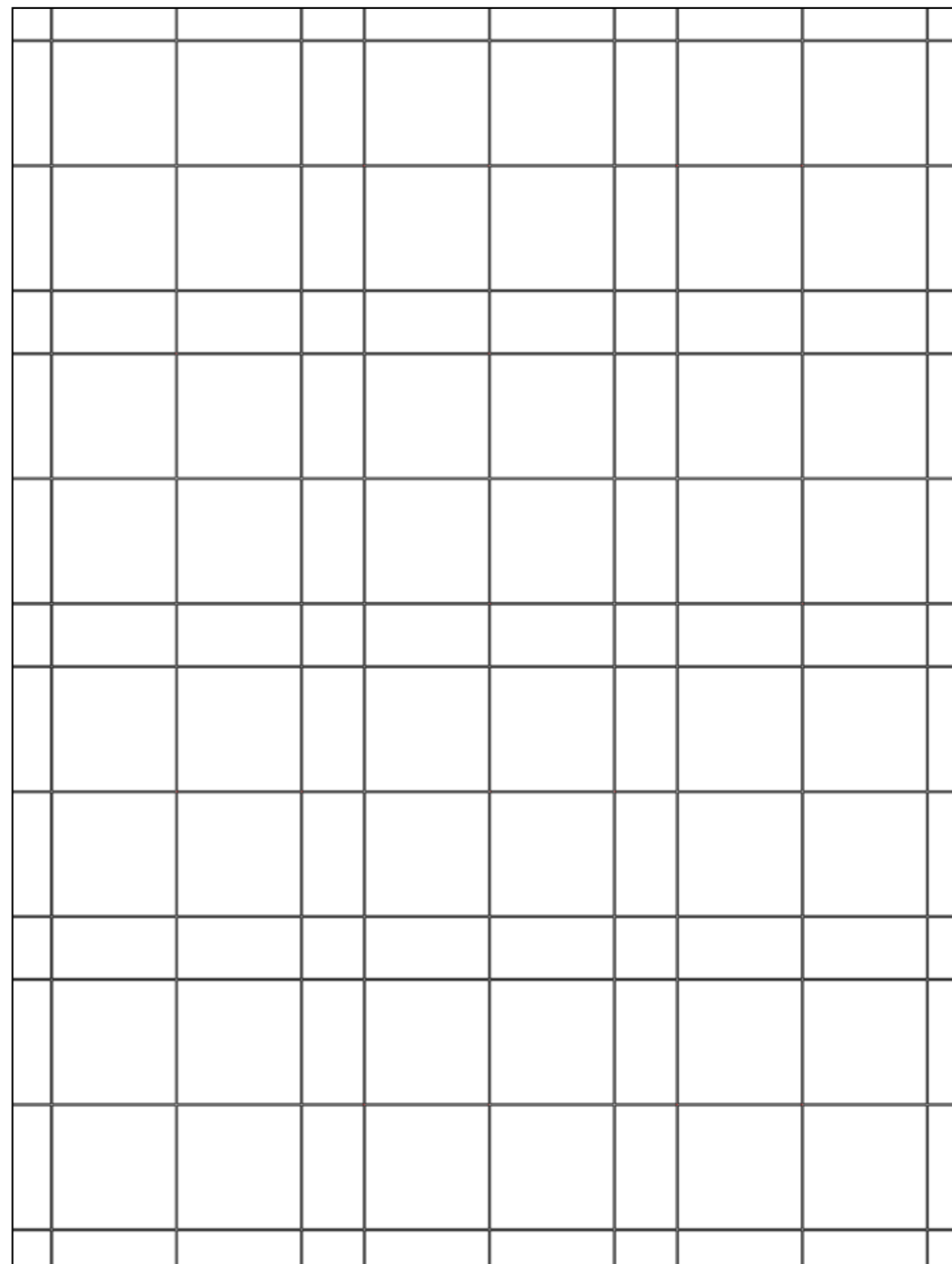
André 15x15
Uni Marron 7.5x7.5
Uni Albatre 7.5x15




Octavie coin A 15x15
Uni Antracite 7.5x15
Ocatvie cabo 7.5x7.5



LAY PATTERN 004






Maurice



64%

Uni Grège



32%

Cabo Maurice



4%

Bel Histoire




Octavie coin A



64%

Uni Antracite



32%

Cabo Octavie




4%


Bel Histoire

Uni Marron 7.5x15
Cabo Pauló 7.5x7.5




LAY PATTERN 005







Uni Ocre 49% Uni Albatre 49% Uni Grège 1,5%
 Bel Histoire




Uni Avocat 49% Uni Marron 49% Cabo Josiane 1,5%
 Bel Histoire




LAY PATTERN 006




Uni Avocat 7.5x15
Uni Ombre 7.5x15






Uni Ombre 25% Uni Bleu Paon 75%

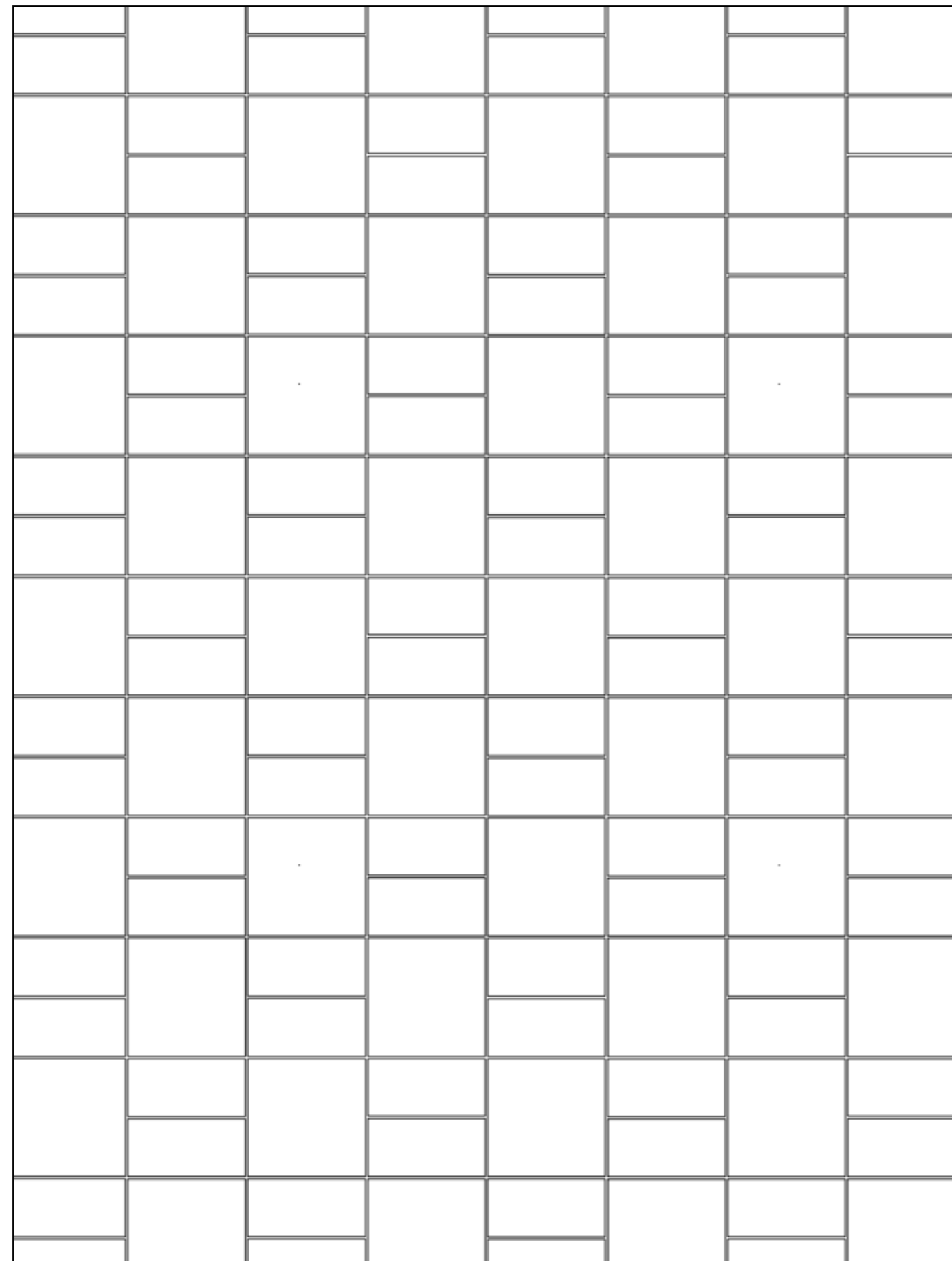


Uni Albatre 62% Uni Grège 38%



Uni Albatre 7.5x15
Ida 15x15

LAY PATTERN 007





Uni Albatre



50%

Uni Bleu Paon



25%

Uni Avocat

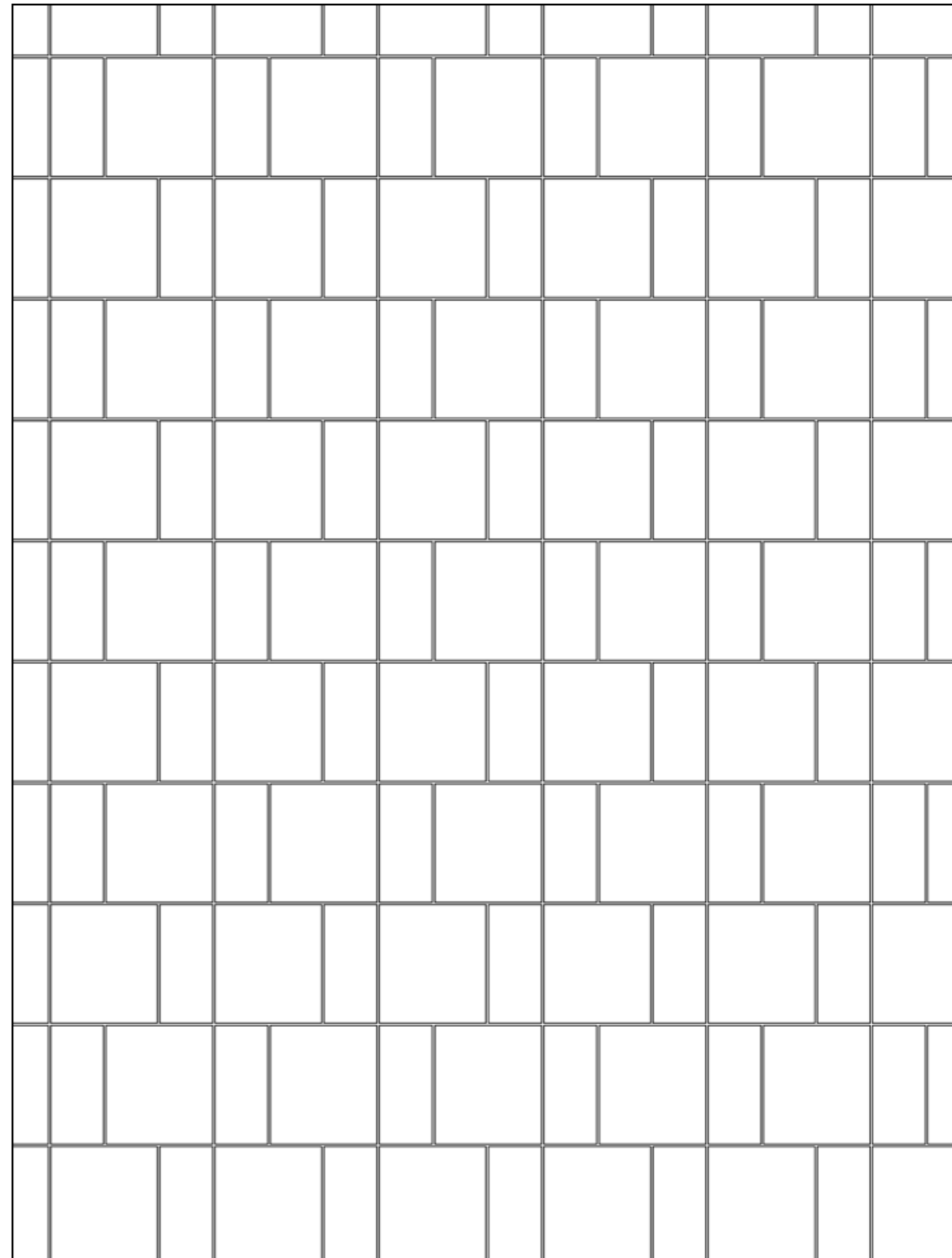


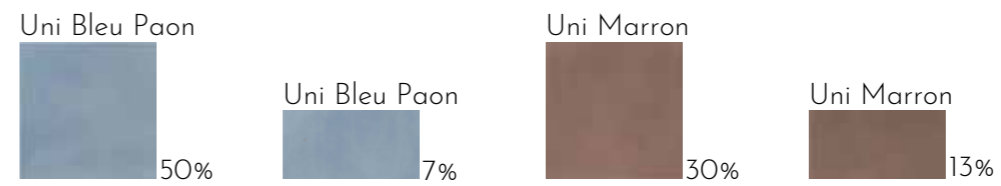

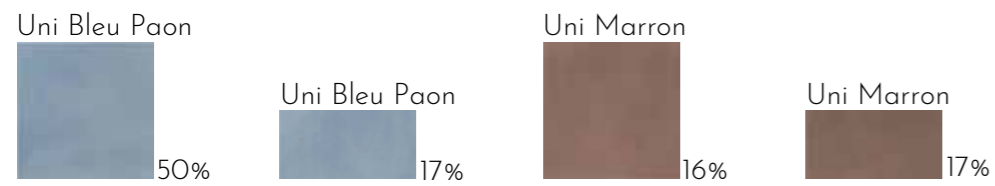

25%

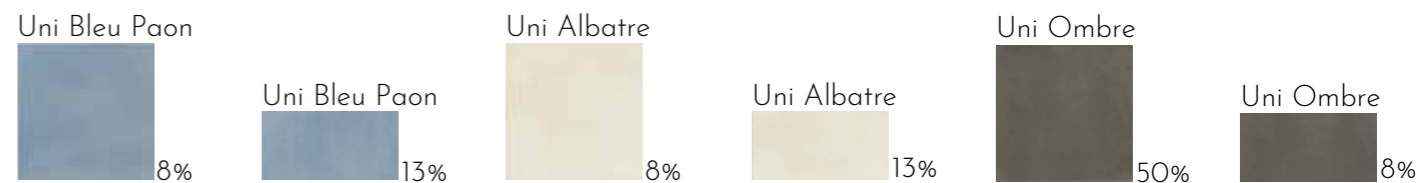
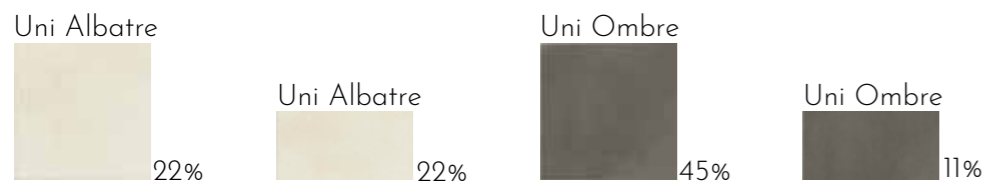


Uni Albatre 15x15
Uni Grège 7.5x15

LAY PATTERN 008










Uni Ocre 15x15
Uni Marron 7.5x15

LAY PATTERN 009






Uni Grège 7.5x15
Uni Ombre 7.5x15


LAY PATTERN 010





Uni Marron 7,5x15


LAY PATTERN 011






Uni Grège 7.5x15
Uni Marron 7.5x15

LAY PATTERN 012







Uni Albatre 50% Uni Marron 50%



Uni Grège 50% Uni Ombre 50%

TECHNICAL sheet & packaging

BEL HISTOIRE						
	m ² per box	pc per box	Kg per box	m ² per pallet	box per pallet	Kg per pallet
15x15						
*Pattern						
*Coin						
*Ligne						
*Uni color	0.99	44	18.82	69.3	70	1247.4
*Coin	1 SET	4	1.71	-	-	-
7.5x15						
*Uni color	0.99	88	18.82	69.3	70	1247.4
*Ligne						
*Uni color	1 SET	7	1.33	-	-	-
7.5x7.5						
*Uni color						
*Coin						
*cabochon	1 SET	4	0.41	-	-	-

Collection	Bel Histoire
Top finish	Mat
Size	15X15
Product type	Dry pressed ceramic, single fired, procelain tiles
Thickness	8 mm
Intended use	For interior walls & floors

Dimensional features	UNE-EN-ISO-10545-2	Conforms to the requisites
Water absorption	UNE-EN-ISO-10545-3	E>0.5%
Bending strenght Modulus of rupture Breaking strenght	UNE-EN-ISO-10545-4	>35Nw/mm ² >1300Nw
Resistance to surface abrasion	UNE-EN-ISO-10545-7	3
Linear thermal expansion	UNE-EN-ISO-10545-8	<9*10-6/°C
Thermal shock restistance	UNE-EN-ISO-10545-9	Stands the test
Cracking resistance	UNE-EN-ISO-10545-11	Stands the test
Frost resistance	UNE-EN-ISO-10545-12	Stands the test
Chemical restistance Domestic and swimming pool product Acids and alkalis of low concentration	UNE-EN-ISO-10545-13	Class A Min class LB
Resitance to stains	UNE-EN-ISO-10545-14	Min class 4
Resitance to fire		Decision 96/603/CE




REVOIR PARIS






La Madeleine

QUICK PRODUCT INFO

| 44 Patterns
| 1 Ligne & coin
| 5 uni

 25 pc
1 m²
18 kg

 40 Box
40 m²
745 kg

Not rectified	PEI 4	20 20		R9	
---------------	-------	----------	---	----	---



ABRIL

200 x 200 x 8 mm



ANCELINA

200 x 200 x 8 mm



CHERE BLEU

200 x 200 x 8 mm




DORI

200 x 200 x 8 mm



ESMEE

200 x 200 x 8 mm



ANTONET

200 x 200 x 8 mm



CHERE NOIR

200 x 200 x 8 mm



EDITH

200 x 200 x 8 mm



EVORA

200 x 200 x 8 mm



BELDA

200 x 200 x 8 mm



CLEA

200 x 200 x 8 mm



EMILE

200 x 200 x 8 mm



FITOU

200 x 200 x 8 mm




FLAVIE BLEU

200 x 200 x 8 mm



FLAVIE NOIR

200 x 200 x 8 mm



FLOW MARRON

200 x 200 x 8 mm



GILLES NOIR

200 x 200 x 8 mm



JENETTE

200 x 200 x 8 mm



FLAVIE BLANC

200 x 200 x 8 mm



FLORA

200 x 200 x 8 mm



GAETINE BLEU

200 x 200 x 8 mm



GILLES OCEAN

200 x 200 x 8 mm



JULIETTE GRIS

200 x 200 x 8 mm



FLAVIE GRIS

200 x 200 x 8 mm



FLOW GRIS

200 x 200 x 8 mm



GAETINE CLASSIC

200 x 200 x 8 mm



HENRI

200 x 200 x 8 mm



JULIETTE MARRON

200 x 200 x 8 mm



LILOU BLEU
200 x 200 x 8 mm



LILOU CLASSIC
200 x 200 x 8 mm



LILOU OCEAN
200 x 200 x 8 mm



TOUQUET COIN
200 x 200 x 8 mm



TOUQUET LIGNE
200 x 200 x 8 mm



| 1 Ligne & Coin

20	Not rectified		R9	8
20				



LIV
200 x 200 x 8 mm



LYLA NOIR
200 x 200 x 8 mm



MALO
200 x 200 x 8 mm



ODIE
200 x 200 x 8 mm



PAPILLON
200 x 200 x 8 mm



ROMÉE
200 x 200 x 8 mm



ROSALIE
200 x 200 x 8 mm



SYRAH BLEU
200 x 200 x 8 mm



VICTOR
200 x 200 x 8 mm



ANTRACITE
200 x 200 x 8 mm



AZURE
200 x 200 x 8 mm




| 5 Uni colors

20	Not rectified		R9	8
20				



ZELIE BLEU
200 x 200 x 8 mm



ZELIE GRIS
200 x 200 x 8 mm



ZELIE NOIR
200 x 200 x 8 mm




OLIVE
200 x 200 x 8 mm



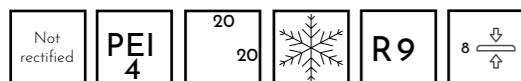

OPALINE
200 x 200 x 8 mm



PERLE
200 x 200 x 8 mm



Abril

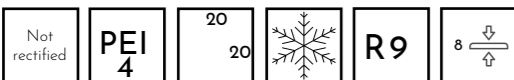



Ancelina

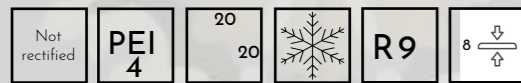


La Madeleine

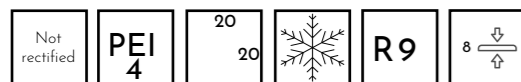

Antoniet



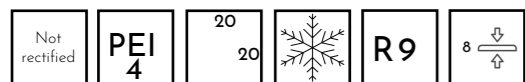

Belda




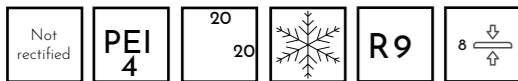


Chère bleu



Chère noir

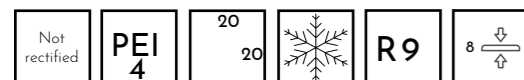



Cléa

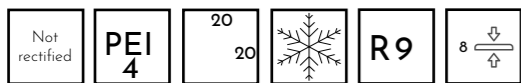


Atelier:
Taupe 6.2x25

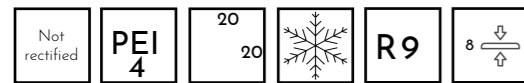

Dori



Edith

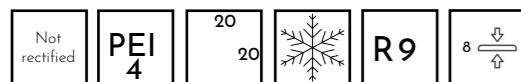



Emile


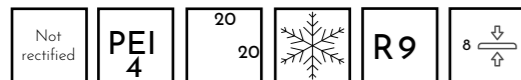


Touquet Ligne & coin

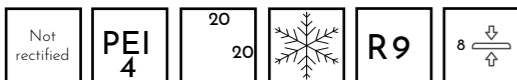
Esmée



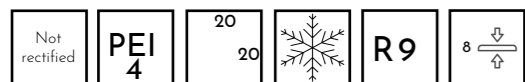
Evora



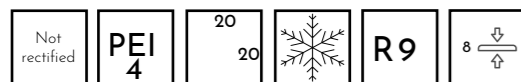
Fitou océan



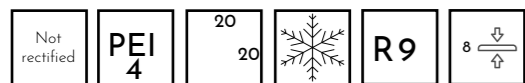

Flavie blanc



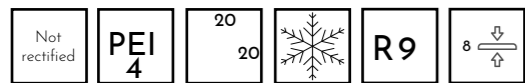

Flavie Bleu



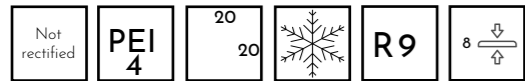
Flavie Gris



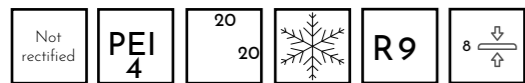
Flavie Noir



Flora



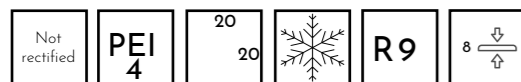

Flow Gris



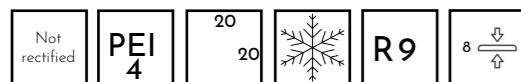
20x20



Flow Marron

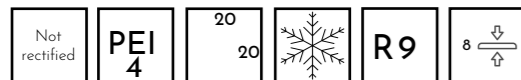


Gaetine Bleu

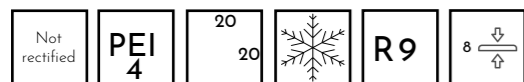




Gaetine Classic

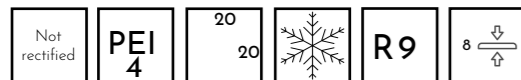

La Madeleine



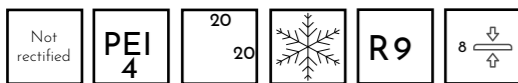
Gilles Noir




Gilles océan



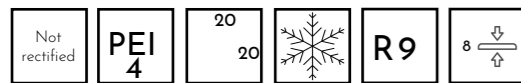
Henri



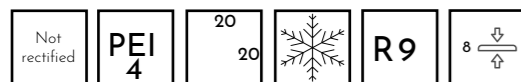

Jenette



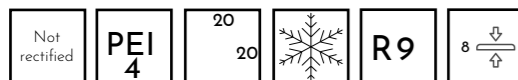
Juliette Gris



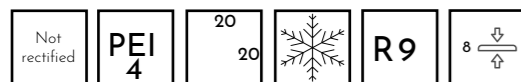
Juliette Marron



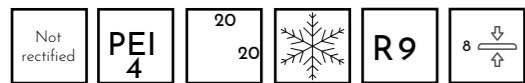
Lilou Bleu



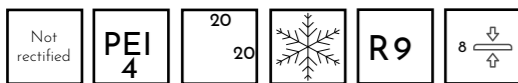
Lilou Classic



Lilou Océan



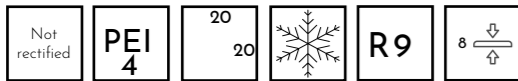
Liv



Lyla



Lay pattern 001



Lay pattern 002




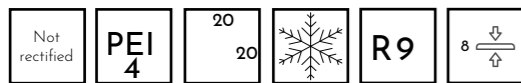

Malo



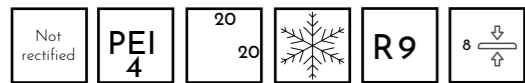

Lay pattern 001



Lay pattern 002

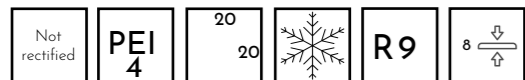


Odie

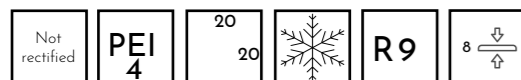




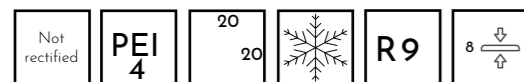

Papillon



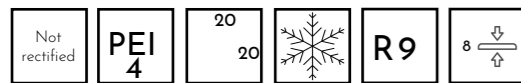
Romée




Rosalie




Syrah Bleu



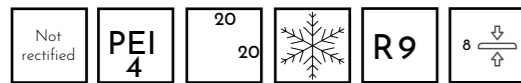

Victor




Lay pattern 001



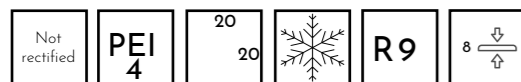
Lay pattern 002



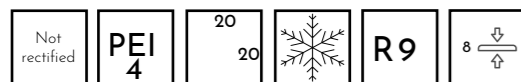
Zelie Bleu



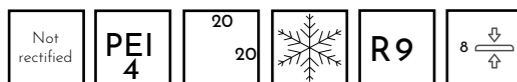
Atelier Bleu lumière Glossy



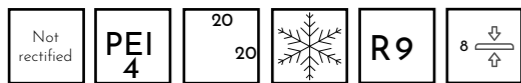

Zelie Gris



Zelie Noir



Touquet coin





Touquet coin & ligne

Touquet Coin



Touquet Ligne



Opaline



Antracite



Uni Azure



Uni Perle



Matching tiles

Chere noir



Dori



Edith




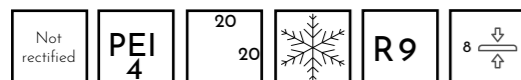
Emile




Flora





Henri

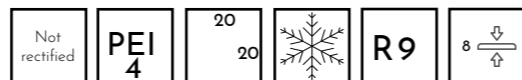





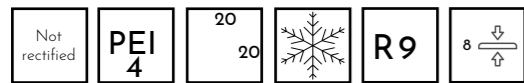

QUICK PRODUCT INFO

 25 pc
 40 Box
 1 m² 40 m²
 18 kg 720 kg

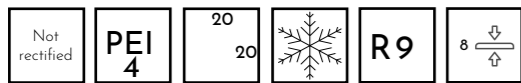

| 5 Uni colors



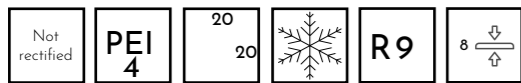
Antracite



Azure

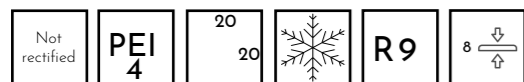




Olive



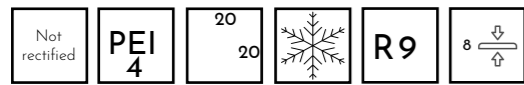
La Madeleine Belda

Opaline







Perle



TECHNICAL sheet & packaging

LA MADELEINE						
	m ² per box	pc per box	Kg per box	m ² per pallet	box per pallet	Kg per pallet
20x20						
*Pattern						
*Coin						
*Ligne	1	25	17.91	40	40	716.40
*Coin	SET	4	1.79	-	-	-

Collection	La Madeleine
Top finish	Mat
Size	20X20
Product type	Dry pressed ceramic tiles, with a water absorption <0.5%
Thickness	8 mm
Intended use	For interior walls & floors
Resistance to abrasion	See table below
Water absorption	E<0.5%
Flexural strength (N/mm ²) and breaking strength (N)	> 35 N/mm ² >1300
Resistance to thermal shock	withstood the test
Resistance to cracking	withstood the test
Frost resistance	withstood the test
Chemical resistance	
Household cleaning products	Class GA
Pool salt	Class GA
Acids	Class GLA
Stain resistance	Class 5
Slip resistant value	R-9









REVOIR PARIS
ceramic tiles



La Villette


QUICK PRODUCT INFO

| 7 Patterns



ADELE
BLEU
200 x 200 x 8 mm



BENOIT
BLEU
200 x 200 x 8 mm



BENOIT
JAUNE
200 x 200 x 8 mm



GEORGE
BLEU
200 x 200 x 8 mm



GUSTAVE
200 x 200 x 8 mm



OTTO
NOIR
200 x 200 x 8 mm



THEO
200 x 200 x 8 mm




Otto Noir



George Bleu

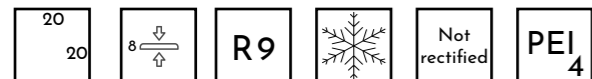


Adèle Bleu





La Villette

La Villette

Benoît Bleu



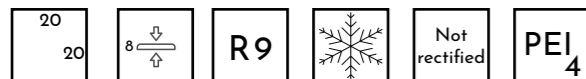
Benoît Jaune



La Villette

La Villette

George Bleu




La Villette

La Villette

Gustave



Lay pattern 001




Lay pattern 002



La Villette

La Villette


Otto Noir





La Villette

La Villette

Théo




TECHNICAL sheet & packaging

LA VILLETTE						
	m ² per box	pc per box	Kg per box	m ² per pallet	box per pallet	Kg per pallet
20x20						
*Pattern	1	25	17.91	40	40	713.40

Collection	La Villette
Top finish	Mat
Size	20X20
Product type	Dry pressed ceramic tiles, with a water absorption <0.5%
Thickness	8 mm
Intended use	For interior walls & floors
Resistance to abrasion	See table below
Water absorption	E<0.5%
Flexural strength (N/mm ²) and breaking strength (N)	> 35 N/mm ² >1300
Resistance to thermal shock	withstood the test
Resistance to cracking	withstood the test
Frost resistance	withstood the test
Chemical resistance	
Household cleaning products	Class GA
Pool salt	Class GA
Acids	Class GLA
Stain resistance	Class 5
Slip resistant value	R-9

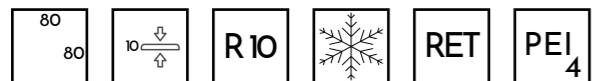


REVOIR PARIS
ceramic tiles




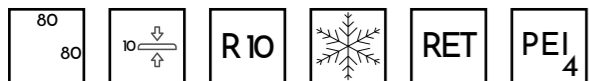

La Roche

Gros Cailloux



Provence
Gris Taupe


Petit Cailloux



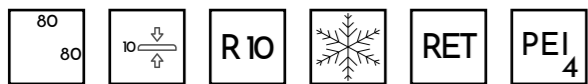
La Roche

Deco

Gros Edouard
 80x80 Rect




+ details of EDOUARD



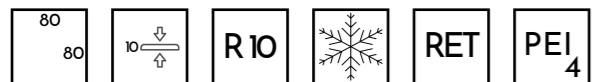
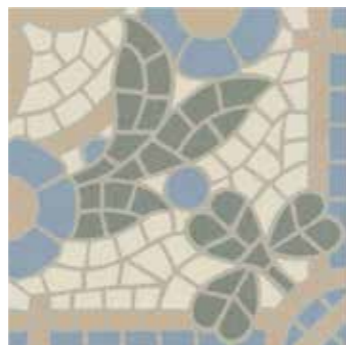
La Roche

La Roche

Gros Firmin
 80x80 Rect




+ details of FIRMIN

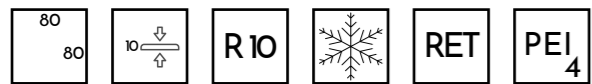


Bel Histoire:
 Firmin

Gros Lisette
 80x80 Rect





+ details of LISETTE



Bel Histoire:
 Lisette

TECHNICAL sheet & packaging

LA ROCHE						
	m ² per box	pc per box	Kg per box	m ² per pallet	box per pallet	Kg per pallet
80x80	1.28	2	23.24	53.76	42	996

Collection	La Roche
Top finish	Mat
Size	80X80
Product type	Dry pressed ceramic, single fired, procelain tiles
Thickness	10 mm
Intended use	For interior walls & floors


Dimensional features	UNE-EN-ISO-10545-2	Conforms to the requisites
Water absorption	UNE-EN-ISO-10545-3	E<0.5%
Bending strenght Modulus of rupture Breaking strenght	UNE-EN-ISO-10545-4	>35Nw/mm ² >1300Nw
Resistance to surface abrasion	UNE-EN-ISO-10545-7	4
Linear thermal expansion	UNE-EN-ISO-10545-8	<9*10-6/°C
Thermal shock restistance	UNE-EN-ISO-10545-9	Stands the test
Cracking resistance	UNE-EN-ISO-10545-11	Stands the test
Frost resistance	UNE-EN-ISO-10545-12	Stands the test
Chemical restistance Domestic and swimming pool product Acids and alkalis of low concentration	UNE-EN-ISO-10545-13	Class GA Min class GLB
Resitance to stains	UNE-EN-ISO-10545-14	Min class 4
Slip resistance	DIN-51130	R10




REVOIR PARIS
ceramic tiles



|White body tiles 

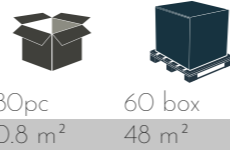
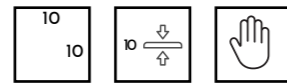
10x10
 |Gloss & mat

6.2x25
 |Gloss & mat
 |Luxe

Atelier

QUICK PRODUCT INFO

| 11 colors
| Glossy & mat




80pc 0.8 m² 60 box 48 m²

ATELIER

10x10 Glossy & mat
White body tiles
Wall

BLANC DE LIN
GLOSSY - MAT
10 x 10



BLEU LUMIERE
GLOSSY - MAT
10 x 10



NOIR
GLOSSY - MAT
10 x 10



TAUPE
GLOSSY - MAT
10 x 10



BORDEAUX
GLOSSY - MAT
10 x 10



EMERAUDE
GLOSSY - MAT
10 x 10



TURQUOISE
GLOSSY - MAT
10 x 10



VERT D'EAU
GLOSSY - MAT
10 x 10



GRIS
GLOSSY - MAT
10 x 10



MARINE
GLOSSY - MAT
10 x 10




VIEUX ROSE
GLOSSY - MAT
10 x 10



Atelier

Atelier

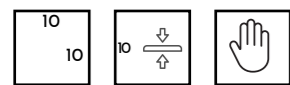
Blanc de lin 10x10 - wall



GLOSSY



MAT



Atelier

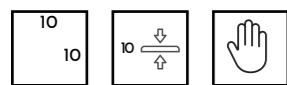
Bleu Lumière 10x10 - wall



GLOSSY

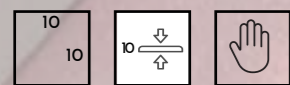



MAT




Atelier

Bordeaux 10x10 - wall



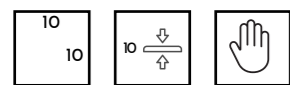
Emeraude 10x10 - wall



GLOSSY



MAT



Atelier

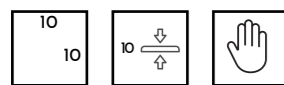
Gris 10x10 - wall



GLOSSY



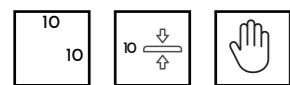

MAT



Atelier

Atelier


Marine 10x10 - wall



Atelier

Atelier

Noir 10x10 - wall



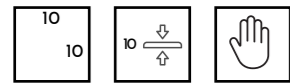
GLOSSY



MAT



MAT



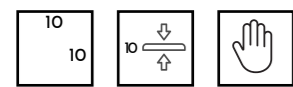
laupe 10x10 - wall



GLOSSY



MAT



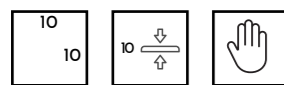
Turquoise 10x10 - wall



GLOSSY



MAT



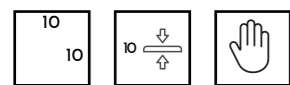
Vert d'eau 10x10 - wall



GLOSSY



MAT




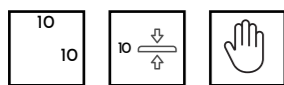
Vieux Rose 10x10 - wall



GLOSSY




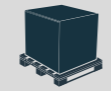
MAT



Atelier

Atelier

TECHNICAL sheet & packaging

ATELIER						
	m ² per box	pc per box	Kg per box	m ² per pallet	box per pallet	Kg per pallet
10x10	0.8	80	17.44	48	60	1046.4

Collection	Atelier - Wall
Top finish	Mat & Glossy
Size	10X10
Product type	Dry pressed ceramic tiles, with a water absorption >10%
Thickness	9.60 mm
Intended use	For interior walls

System of assessment and verification of constancy of performance	Systems 4
---	-----------

Resistance to fire	A1
--------------------	----

Water absorption	E> 10%
------------------	--------

Release of dangerous substances	
Cadmium	PND
Lead	PND

Cementitious adhesive type C1	≥ 0.5 N/mm ²
-------------------------------	-------------------------


Durability: internal use	Pass
--------------------------	------

Harmonized technical specification	EN 14411:2012
------------------------------------	---------------



QUICK PRODUCT INFO

| 11 colors
| Glossy & mat




20pc 0.31 m² 120 box 37.57 m²


ATELIER

6.2x25 Glossy & mat
White body tiles
Wall


BLANC DE LIN
GLOSSY - MAT
6.2 X 25



BLEU LUMIERE
GLOSSY - MAT
6.2 X 25



NOIR
GLOSSY - MAT
6.2 X 25



TAUPE
GLOSSY - MAT
6.2 X 25



BORDEAUX
GLOSSY - MAT
6.2 X 25




EMERAUDE
GLOSSY - MAT
6.2 X 25



TURQUOISE
GLOSSY - MAT
6.2 X 25



VERT D'EAU
GLOSSY - MAT
6.2 X 25




GRIS
GLOSSY - MAT
6.2 X 25



MARINE
GLOSSY - MAT
6.2 X 25




VIEUX ROSE
GLOSSY - MAT
6.2 X 25




Atelier

Atelier

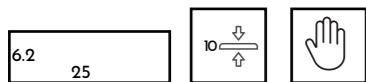
Blanc de Lin 6.2x25 - wall



GLOSSY



MAT




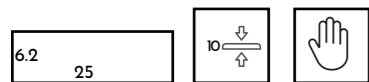
Bleu Lunière 6.2x25 - wall



GLOSSY



MAT



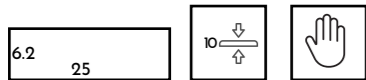
Bordeaux 6.2x25 - wall



GLOSSY



MAT



Atelier

Atelier

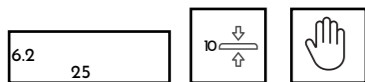
Emeraude 6.2x25 - wall



GLOSSY




MAT



Gris 6.2x25 - wall



GLOSSY



MAT

6.2 25



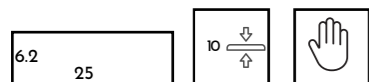
Marine 6.2x25 - wall



GLOSSY



MAT



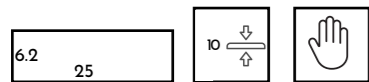
Noir 6.2x25 - wall



GLOSSY



MAT



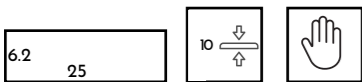
Taupe 6.2x25 - wall



GLOSSY



MAT



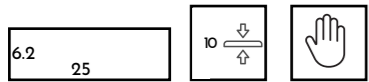
Turquoise 6.2x25 - wall



GLOSSY



MAT



Atelier



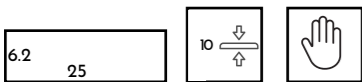
Vert d'eau 6.2x25 - wall




GLOSSY



MAT



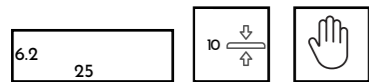
Vieux Rose 6.2x25 - wall



GLOSSY



MAT



Atelier

Atelier

ATELIER Luxe 6.2x25

White body tiles

Wall

GOLD
6.2 X 25



COPPER
6.2 X 25




IRON
6.2 X 25



* Gold : use of acid product is not recommended!

QUICK PRODUCT INFO

| 3 colors



Luxe GOLD 6.2x25 - wall

* Gold : use of acid product is not recommended!




La Roche : Petit Cailloux 80x80


Luxe COPPER 6.2x25 - wall




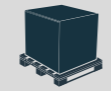
Luxe IRON 6.2x25 - wall



6.2 25



TECHNICAL sheet & packaging

ATELIER						
	m ² per box	pc per box	Kg per box	m ² per pallet	box per pallet	Kg per pallet
6.2x25	0.31	20	5.30	37.56	120	656
Gold	-	20	-	-	-	-

Collection	Atelier
Top finish	Mat & Glossy
Size	25X6.2
Product type	Dry pressed ceramic tiles, group BIII
Thickness	10 mm
Intended use	For interior walls

Dimensional features	UNE-EN-ISO-10545-2	Conforms to the requisites
Water absorption	UNE-EN-ISO-10545-3 <small>* Gold : use of acid product is not recommended!</small>	E>10%
Bending strenght Modulus of rupture Breaking strenght	UNE-EN-ISO-10545-4	≥12Nw/mm ² ≥600Nw
Linear thermal expansion	UNE-EN-ISO-10545-8	<7*10 ⁻⁶ /°C-1
Thermal shock restistance	UNE-EN-ISO-10545-9	Stands the test
Cracking resistance	UNE-EN-ISO-10545-11	Stands the test
Chemical restistance	UNE-EN-ISO-10545-13	Min class B GA GLA GHA
Resitance to stains	UNE-EN-ISO-10545-14	Min class 3
Resitance to fire	Decision 96/603/CE	Class A1/A1fl




REVOIR PARIS
ceramic tiles



PROVENCE

QUICK PRODUCT INFO

| 11 colors
| mat



20pc 120 box
0.31 m² 37.56 m²

PROVENCE

White body tiles

6.2x25 mat
Wall

ANTRACITE
MAT
6.2 X 25



CARAMEL
MAT
6.2 X 25



CHOCOLAT
MAT
6.2 X 25



TAUPE UNI
MAT
6.2 X 25




VERT BOTANIQUE
MAT
6.2 X 25



COCQUILLE
MAT
6.2 X 25



GRIS BETON
MAT
6.2 X 25



GRIS TAUPE
MAT
6.2 X 25



PARME
MAT
6.2 X 25



PETROL
MAT
6.2 X 25



ROUGE TOSCANE
MAT
6.2 X 25



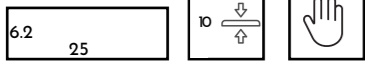
Rouge Toscane

Serge Coin A


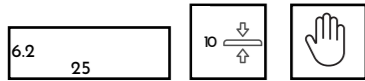

Provence

Provence

Antracite 6.2x25 - wall



Caramel 6.2x25 - wall






6.2 25



Chocolat 6.2x25 - wall



Cocquille 6.2x25 - wall

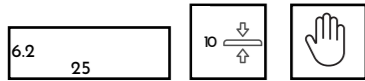


Bel Histoire
Hervé 15x15



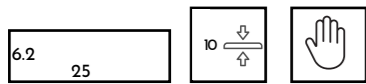
Bel Histoire
Agathe 15x15

Gris béton 6.2x25 - wall



La Roche:
Gros cailloux 80x80

Gris Taupe 6.2x25 - wall



Bel Histoire:
Jean 15x15



La Roche:
Gros cailloux 80x80

Parme 6.2x25 - wall


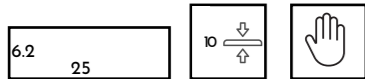


6.2 25


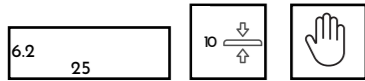


Bel Histoire:
Agathe 15x15

Petrol 6.2x25 - wall

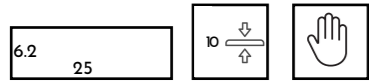


Rouge Toscane 6.2x25 - wall

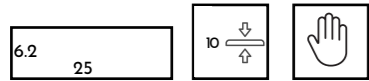



Bel Histoire:
Serge coin B 15x15


Taupe Uni 6.2x25 - wall




Vert Botanique 6.2x25 - wall




LAY PATTERN
B 001



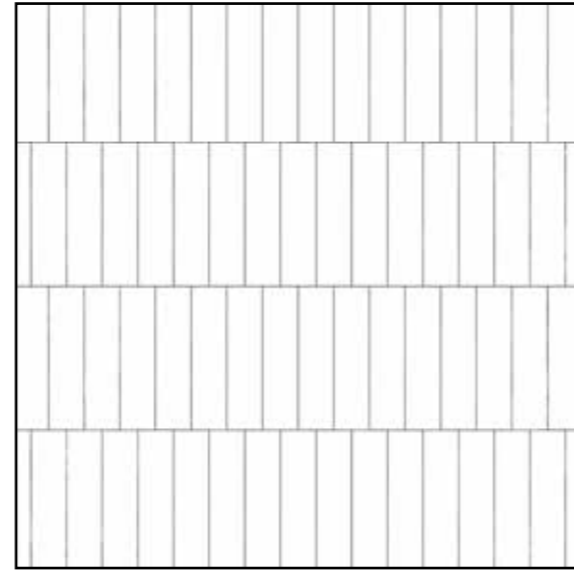
LAY PATTERN
B 003




LAY PATTERN
B 005




LAY PATTERN
B 002



LAY PATTERN
B 004



LAY PATTERN
B 006



LAY PATTERNS 6.2x25


PROVENCE



Also possible in ATELIER glossy & mat !




LAY PATTERN
B 007



LAY PATTERN

B - 001



B - 001
VERTICAL



B - 001
HORIZONTAL

Antracite
B 001



Caramel
B 001




Chocolat
B 001



Cocquille
B 001



Gris béton
B 001



Gris taupe
B 001



Parme
B 001



Petrol
B 001



Rouge Toscane
B 001



Taupe uni
B 001




Vert botanique
B 001

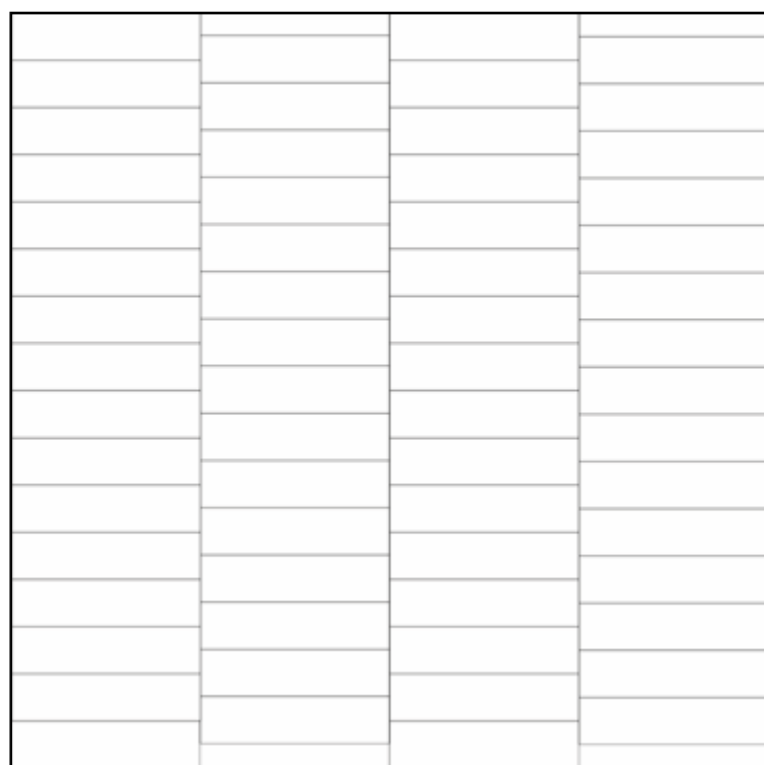


LAY PATTERN

B - 002



B - 002
VERTICAL



B - 001
HORIZONTAL

Antracite
B 002



Caramel
B 002



Chocolat
B 002



Cocquille
B 002



Gris béton
B 002



Gris taupe
B 002



Parme
B 002



Petrol
B 002



Rouge Toscane
B 002



Taupe uni
B 002




Vert botanique
B 002




LAY PATTERN

B - 003



B - 003
Vertical



B - 003
Horizontal

Antracite
B 003



Caramel
B 003



Chocolat
B 003



Cocquille
B 003



Gris béton
B 003



Gris taupe
B 003



Parme
B 003



Petrol
B 003



Rouge Toscane
B 003



Taupe uni
B 003




Vert botanique
B 003




LAY PATTERN

B - 004



B - 004
Vertical



B - 004
Horizontal

Antracite
B 004



Caramel
B 004



Chocolat
B 004



Cocquille
B 004



Gris béton
B 004



Gris taupe
B 004



Parme
B 004



Petrol
B 004



Rouge Toscane
B 004



Taupe uni
B 004




Vert botanique
B 004w




LAY PATTERN

B - 005




B - 005
Vertical



B - 005
Horizontal

Provence

Antracite
B 005




Caramel
B 005




Chocolat
B 005



Cocquille
B 005



Gris béton
B 005



Gris taupe
B 005




Parme
B 005



Petrol
B 005



Rouge Toscane
B 005



Taupe uni
B 005




Vert botanique
B 005




Provence

LAY PATTERN

B - 006



B - 006
Right



B - 006
Left

Antracite
B 006




Caramel
B 006



Chocolat
B 006



Cocquille
B 006




Gris béton
B 006



Gris taupe
B 006



Parme
B 006



Petrol
B 006



Rouge Toscane
B 006



Taupe uni
B 006




Vert botanique
B 006




LAY PATTERN

B - 007



B - 007
Vertical



B - 007
Horizontal

Provence

Antracite
B 007




Caramel
B 007




Chocolat
B 007



Cocquille
B 007




Gris béton
B 007



Gris taupe
B 007



Parme
B 007



Petrol
B 007




Rouge Toscane
B 007



Taupe uni
B 007





Vert botanique
B 007



Provence


TECHNICAL sheet & packaging


PROVENCE						
	m ² per box	pc per box	Kg per box	m ² per pallet	box per pallet	Kg per pallet
6.2x25	0.313	20	5.30	37.56	120	656

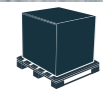
Collection	Provence
Top finish	Mat
Size	25X6.2
Product type	Dry pressed ceramic tiles, group BIII
Thickness	10 mm
Intended use	For interior walls

Dimensional features	UNE-EN-ISO-10545-2	Conforms to the requisites
Water absorption	UNE-EN-ISO-10545-3	E>10%
Bending strenght Modulus of rupture Breaking strenght	UNE-EN-ISO-10545-4	≥12Nw/mm ² ≥600Nw
Linear thermal expansion	UNE-EN-ISO-10545-8	<7*10 ⁻⁶ /°C-1
Thermal shock restistance	UNE-EN-ISO-10545-9	Stands the test
Cracking resistance	UNE-EN-ISO-10545-11	Stands the test
Chemical restistance Domestic and swimming pool product Acids and alkalis of low concentration Acids and alkalis of high concentration	UNE-EN-ISO-10545-13	Min class B GA GLA GHA
Resitance to stains	UNE-EN-ISO-10545-14	Min class 3
Resitance to fire	Decision 96/603/CE	Class A1/A1fl





 2 pc
0.72 m²

 30 Box
21.60 m²

JARDIN DES TUILERIES

OUTDOOR

QUICK PRODUCT INFO

| 2 patterns



RET

R11



60

60



2 pc
0.72 m²



30 Box
21.60 m²

ADELE BLEU

RECT

60 X 60 X 2



THEO

RECT

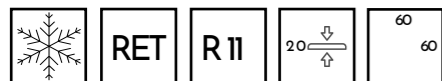
60 X 60 X 2




Adele Bleu

60 x 60 x 2

OUTDOOR

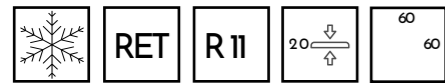


Adèle bleu 60x60 rect





OUTDOOR

Théo 60x60 rect



TECHNICAL sheet & packaging

JARDIN DES TUILERIES						
	m ² per box	pc per box	Kg per box	m ² per pallet	box per pallet	Kg per pallet
60x60x2	0.72	2	33.84	21.60	30	1015

Technical data

Collection	Jardin Des Tuileries
Top finish	Mat
Size	60X60
Product type	Dry pressed ceramic, single fired, procelain tiles
Thickness	20 mm
Intended use	For exterior walls & floors

Dimensional features	UNE-EN-ISO-10545-2	Conforms to the requisites
Water absorption	UNE-EN-ISO-10545-3	E<0.5%
Bending strenght Modulus of rupture Breaking strenght	UNE-EN-ISO-10545-4	≥ 40Nw/mm ² >1300Nw
Resistance to surface abrasion	UNE-EN-ISO-10545-7	Class 4
Thermal shock restistance	UNE-EN-ISO-10545-9	Stands the test
Cracking resistance	UNE-EN-ISO-10545-11	Stands the test
Frost resistance	UNE-EN-ISO-10545-12	Stands the test
Chemical restistance Domestic and swimming pool product Acids and alkalis of low concentration	UNE-EN-ISO-10545-13	Class HA Class A Class LA
Resitance to stains	UNE-EN-ISO-10545-14	Class 5
Slip resistance	DIN-51130	R11



REVOIR PARIS
ceramic tiles

